



Source Agencies and Projects	UACS CODE	Approved Budget			Utilizations						Disbursements					BALANCES		
		Approved Budgeted Revenue/Receipts	Adjustments (Additions, Reductions, Modifications/Augmentations)	Adjusted Budgeted Revenue	1st Quarter Ending 'March 31	2nd Quarter Ending 'June 30	3rd Quarter Ending 'Sept. 30	4th Quarter Ending 'Dec. 31	Total	1st Quarter Ending 'March 31	2nd Quarter Ending 'June 30	3rd Quarter Ending 'Sept. 30	4th Quarter Ending 'Dec. 31	Total	Unutilized Budget	Unpaid Utilizations		
																Due and Demandable / Accounts Payable	Not Yet Due and Demandable	
CSE-MOOE		1,751,396.21		1,751,396.21	1,550,607.89	92,810.80			1,643,418.69						107,977.52		1,643,418.69	
AIR FORCE RESERVE COMMAND - MABALACAT CITY PAMPANGA		110,987.36		110,987.36	84,689.11	26,298.42			110,978.53						8.83		110,978.53	
CSE-MOOE		110,987.36		110,987.36	84,689.11	26,298.42			110,978.53						8.83		110,978.53	
AIR FORCE SAFETY OFFICE (PAF) - PASAY CITY		198,315.00		198,315.00	131,685.75				131,685.75						66,629.25		131,685.75	
CSE-MOOE		198,315.00		198,315.00	131,685.75				131,685.75						66,629.25		131,685.75	
AIR FORCE SPECIAL SERVICES GROUP - PASAY CITY		50,968.00		50,968.00	24,991.30	25,976.70			50,929.44						38.56		50,929.44	
CSE-MOOE		50,968.00		50,968.00	24,991.30	25,976.70			50,929.44						38.56		50,929.44	
AIR LOGISTIC COMMAND IIQS, Clark Air Base, Pampanga		307,015.11		307,015.11	144,650.11				144,650.11						162,365.00		144,650.11	
CSE-MOOE		307,015.11		307,015.11	144,650.11				144,650.11						162,365.00		144,650.11	
ALABANG ELEMENTARY SCHOOL		512,712.17		512,712.17	321,373.54				469,961.65						42,750.52		469,961.65	
CSE-MOOE		512,712.17		512,712.17	321,373.54				469,961.65						42,750.52		469,961.65	
AL-AMANAH ISLAMIC INVESTMENT BANK OF THE PHILS. - MAIN		43,363.60		43,363.60	34,471.32				34,471.32						8,892.28		34,471.32	
CSE-MOOE		43,363.60		43,363.60	34,471.32				34,471.32						8,892.28		34,471.32	
AMANG RODRIGUEZ MEMORIAL MEDICAL CENTER		11,271,753.49		11,271,753.49	2,258,644.14	11,457,968.66			13,716,612.80						(2,444,859.31)		13,716,612.80	
CSE-MOOE		11,271,753.49		11,271,753.49	2,258,644.14	11,457,968.66			13,716,612.80						(2,444,859.31)		13,716,612.80	
GFA-MOOE						202,377.64			202,377.64						(2,242,481.67)		13,514,235.16	
AMPARO ELEMENTARY SCHOOL		54,403.88		54,403.88	33,251.88				33,251.88						20,152.00		33,251.88	
CSE-MOOE		54,403.88		54,403.88	33,251.88				33,251.88						20,152.00		33,251.88	
ANTI RED TAPE AUTHORITY		4,387,272.51		4,387,272.51	3,961,446.09	267,654.16			4,229,100.25						158,172.26		4,229,100.25	
CSE-MOOE		4,387,272.51		4,387,272.51	3,961,446.09	267,654.16			4,229,100.25						158,172.26		4,229,100.25	
ANTI-RED TAPE AUTHORITY - MAKATI CITY METRO MANILA		631,046.04		631,046.04	624,980.93				624,980.93						6,065.11		624,980.93	
CSE-CO		631,046.04		631,046.04	624,980.93				624,980.93						6,065.11		624,980.93	
SOFTWARE-MOOE		69,446.04		69,446.04	63,380.93				63,380.93								6,065.11	
APO PRODUCTION UNIT INC.		5,000,000.00		5,000,000.00	22,377.91	644,254.20			666,632.11						4,333,367.89		666,632.11	
GFA-MOOE		5,000,000.00		5,000,000.00	22,377.91	644,254.20			666,632.11						4,333,367.89		666,632.11	
ARAULLO HIGH SCHOOL		102,114.55		102,114.55	30,327.14				30,327.14						71,787.41		30,327.14	
CSE-MOOE		102,114.55		102,114.55	30,327.14				30,327.14						71,787.41		30,327.14	
ARMED FORCES OF THE PHILIPPINES - MEDICAL CENTER		3,112,306.49		3,112,306.49	971,286.86	1,769,135.93			2,740,422.79						371,883.70		2,740,422.79	
CSE-MOOE		3,112,306.49		3,112,306.49	971,286.86	1,769,135.93			2,740,422.79						371,883.70		2,740,422.79	
ARMY PERSONNEL MANAGEMENT CENTER		224,740.93		224,740.93	12,314.90	212,396.31			224,711.21						29.72		224,711.21	
CSE-MOOE		224,740.93		224,740.93	12,314.90	212,396.31			224,711.21						29.72		224,711.21	
ARMY PROPERTY ACCOUNTABILITY OFFICE - TAGUIG		100,000.00		100,000.00	5,478.72				5,478.72						94,521.28		5,478.72	
CSE-MOOE		100,000.00		100,000.00	5,478.72				5,478.72						94,521.28		5,478.72	
ARSENIO H. LACSON ELEMENTARY SCHOOL		11,281.66		11,281.66	10,443.16				10,443.16						838.50		10,443.16	
CSE-MOOE		11,281.66		11,281.66	10,443.16				10,443.16						838.50		10,443.16	
ASSISTANT CHIEF OF AIR STAFF FOR C4S A-6		192,597.70		192,597.70	139,970.54	33,978.09			173,948.63						18,649.07		173,948.63	
CSE-MOOE		192,597.70		192,597.70	139,970.54	33,978.09			173,948.63						18,649.07		173,948.63	
ASSISTANT CHIEF OF AIR STAFF FOR EDUCATION & TRAINING A-8 IIPAF		119,933.25		119,933.25	74,542.50				74,542.50						45,390.75		74,542.50	
CSE-MOOE		119,933.25		119,933.25	74,542.50				74,542.50						45,390.75		74,542.50	
ASSISTANT CHIEF OF AIR STAFF FOR PERSONNEL A-1		39,396.23		39,396.23	39,094.29				39,094.29						301.94		39,094.29	
CSE-MOOE		39,396.23		39,396.23	39,094.29				39,094.29						301.94		39,094.29	
AURORA A. QUEZON ELEMENTARY SCHOOL		36,939.02		36,939.02											36,939.02			
CSE-MOOE		36,939.02		36,939.02											36,939.02			
Aurora Pacific Economic Zone and Freeport Authority		122,985.42		122,985.42	69,126.07	40,402.05			109,528.12						13,457.30		109,528.12	
CSE-MOOE		122,985.42		122,985.42	69,126.07	40,402.05			109,528.12						13,457.30		109,528.12	
AUTHORITY OF THE FREEPORT AREA OF BATAAN		588,485.02		588,485.02	545,184.18	137,396.90			682,581.08						(94,096.06)		682,581.08	
CSE-MOOE		588,485.02		588,485.02	545,184.18	137,396.90			682,581.08						(94,096.06)		682,581.08	
AVISE GROUP - AVIATION SECURITY UNIT NCR		20,529.05		20,529.05	20,528.15				20,528.15						0.90		20,528.15	
CSE-MOOE		20,529.05		20,529.05	20,528.15				20,528.15						0.90		20,528.15	
BACLARAN NATIONAL HIGH SCHOOL		46,986.26		46,986.26	46,981.12				46,981.12						5.14		46,981.12	
CSE-MOOE		46,986.26		46,986.26	46,981.12				46,981.12						5.14		46,981.12	
BAESA HIGH SCHOOL		233,524.54		233,524.54	21,703.94	204,094.20			231,798.14						1,726.40		231,798.14	
CSE-MOOE		233,524.54		233,524.54	21,703.94	204,094.20			231,798.14						1,726.40		231,798.14	
BAGUMBONG HIGH SCHOOL		225,460.00		225,460.00	132,145.70				132,145.70						93,314.30		132,145.70	
CSE-MOOE		225,460.00		225,460.00	132,145.70				132,145.70						93,314.30		132,145.70	
BALINGASA HIGH SCHOOL - QUEZON CITY						12,201.60			12,201.60						(12,201.60)		12,201.60	
CSE-MOOE						12,201.60			12,201.60						(12,201.60)		12,201.60	
BANGKO SENTRAL NG PILIPINAS		3,708,331.32		3,708,331.32	73,407.86				73,407.86						3,634,923.46	2,823.38	(0.00)	
SOFTWARE-MOOE		3,708,331.32		3,708,331.32	73,407.86				73,407.86						3,634,923.46	2,823.38	(0.00)	
BANGKO SENTRAL NG PILIPINAS		4,118,200.12		4,118,200.12	3,493,548.62	465,519.36			3,959,067.98						159,132.14		3,959,067.98	
CSE-MOOE		4,118,200.12		4,118,200.12	3,493,548.62	465,519.36			3,959,067.98						159,132.14		3,959,067.98	
BANGKO SENTRAL NG PILIPINAS - SECURITY PLANT COMPLEX																		
CSE-MOOE																		
BARANGAY BEL-AIR, MAKATI CITY		138,554.06		138,554.06	28,206.88	94,012.66			122,219.54						16,334.52		122,219.54	
CSE-MOOE		138,554.06		138,554.06	28,206.88	94,012.66			122,219.54						16,334.52		122,219.54	
BARANGAY CANNOGAN, PASIG CITY		44,239.10		44,239.10		45,594.10			45,594.10						(1,355.00)		45,594.10	
CSE-MOOE		44,239.10		44,239.10		45,594.10			45,594.10						(1,355.00)		45,594.10	
BARANGAY GREATER LAGRO		122,035.62		122,035.62	44,095.01	58,175.72			102,270.73						19,764.89		102,270.73	
CSE-MOOE		122,035.62		122,035.62	44,095.01	58,175.72			102,270.73						19,764.89		102,270.73	
BARANGAY KAPITOLYO, PASIG CITY		99,974.46		99,974.46	59,453.00	40,278.52			99,731.52						242.94		99,731.52	
CSE-MOOE		99,974.46		99,974.46	59,453.00	4												

Source Agencies and Projects	UACS CODE	Approved Budget			Utilizations					Disbursements					BALANCES		
		Approved Budgeted Revenue/Receipts	Adjustments (Additions, Reductions, Modifications/Augmentations)	Adjusted Budgeted Revenue	1st Quarter Ending 'March 31	2nd Quarter Ending 'June 30	3rd Quarter Ending 'Sept. 30	4th Quarter Ending 'Dec. 31	Total	1st Quarter Ending 'March 31	2nd Quarter Ending 'June 30	3rd Quarter Ending 'Sept. 30	4th Quarter Ending 'Dec. 31	Total	Unutilized Budget	Unpaid Utilizations	
																Due and Demandable/Accounts Payable	Not Yet Due and Demandable
1	2	3	4	5=(3)+(4)	6	7	8	9	10=(6+7+8+9)	11	12	13	14	15=(11+12+13+14)	16=(5-10)	17	18
CSE-MOOE		192,857.78		192,857.78	146,817.41	43,147.03			189,964.44					2,893.34			189,964.44
BARANGAY SAN ANTONIO, PASIG CITY		296,879.79		296,879.79	202,103.74	4,244.00			206,347.74					90,532.05			206,347.74
CSE-MOOE		296,879.79		296,879.79	202,103.74	4,244.00			206,347.74					90,532.05			206,347.74
BARANGAY SAN LUIS, ANTIPOLO CITY		152,281.97		152,281.97	152,097.99				152,097.99					183.98			152,097.99
CSE-MOOE		152,281.97		152,281.97	152,097.99				152,097.99					183.98			152,097.99
BARANGAY STA CRUZ ANTIPOLO CITY		84,341.54		84,341.54	84,341.14				84,341.14					0.40			84,341.14
CSE-MOOE		84,341.54		84,341.54	84,341.14				84,341.14					0.40			84,341.14
BARANGAY STA. ROSA, PASIG CITY		40,092.00		40,092.00	29,312.20				29,312.20					10,779.80			29,312.20
CSE-MOOE		40,092.00		40,092.00	29,312.20				29,312.20					10,779.80			29,312.20
BARANGAY UGONG, PASIG CITY		60,187.22		60,187.22	4,895.04	26,247.18			31,142.22					29,045.00			31,142.22
CSE-MOOE		60,187.22		60,187.22	4,895.04	26,247.18			31,142.22					29,045.00			31,142.22
Barangay National High School		95,323.03		95,323.03	61,030.12	26,201.71			87,231.83					8,091.20			87,231.83
CSE-MOOE		95,323.03		95,323.03	61,030.12	26,201.71			87,231.83					8,091.20			87,231.83
BARANGKA NATIONAL HIGH SCHOOL - SENIOR HIGH SCHOOL		15,222.88		15,222.88	1,230.22	11,989.29			13,219.51					2,003.37			13,219.51
CSE-MOOE		15,222.88		15,222.88	1,230.22	11,989.29			13,219.51					2,003.37			13,219.51
BASES CONVERSION AND DEVELOPMENT AUTHORITY - MAIN		1,810.95		1,810.95										1,810.95			
SOFTWARE-MOOE		1,810.95		1,810.95										1,810.95			
BATAAN GENERAL HOSPITAL		169,583.25		169,583.25		41,702.27			41,702.27					127,880.98			41,702.27
CSE-MOOE		169,583.25		169,583.25		41,702.27			41,702.27					127,880.98			41,702.27
GFA-MOOE		113,686.00		113,686.00										113,686.00			
BATANES STATE COLLEGE		55,897.23		55,897.23		41,702.27			41,702.27					14,194.98			41,702.27
CSE-MOOE		55,897.23		55,897.23		41,702.27			41,702.27					14,194.98			41,702.27
BATANGAS MEDICAL CENTER		699,423.30		699,423.30	699,423.47				699,423.47					8.83			699,423.47
CSE-MOOE		699,423.30		699,423.30	699,423.47				699,423.47					8.83			699,423.47
BATANGAS NATIONAL HIGH SCHOOL - SENIOR HIGH SCHOOL		16,415,914.87		16,415,914.87	9,983,799.37	5,994,767.45			15,978,566.82					437,348.05			15,978,566.82
CSE-MOOE		16,415,914.87		16,415,914.87	9,983,799.37	5,994,767.45			15,978,566.82					437,348.05			15,978,566.82
GFA-MOOE		16,373,085.46		16,373,085.46	9,974,645.78	5,943,228.24			15,917,874.02					455,211.44			15,917,874.02
BATANGAS STATE UNIVERSITY		42,829.41		42,829.41	9,153.59	51,539.21			60,692.80					(17,863.39)			60,692.80
CSE-MOOE		42,829.41		42,829.41	9,153.59	51,539.21			60,692.80					(17,863.39)			60,692.80
BATANGAS STATE UNIVERSITY - JOSE P. LAUREL POLYTECHNIC COLLEGE		893,328.01		893,328.01	666,314.13				666,314.13					227,013.88			666,314.13
CSE-MOOE		893,328.01		893,328.01	666,314.13				666,314.13					227,013.88			666,314.13
BATANGAS STATE UNIVERSITY - ARASOF NASUGBU CAMPUS		270,454.12		270,454.12	85,059.41	35,905.72			120,965.13					149,488.99			120,965.13
CSE-MOOE		270,454.12		270,454.12	85,059.41	35,905.72			120,965.13					149,488.99			120,965.13
BAYANAN ELEMENTARY SCHOOL - MAIN		326,061.56		326,061.56	109,862.52	35,339.52			145,202.04					180,859.52			145,202.04
CSE-MOOE		326,061.56		326,061.56	109,862.52	35,339.52			145,202.04					180,859.52			145,202.04
BEATA ELEMENTARY SCHOOL-MANILA		108,792.06		108,792.06	101,905.06				101,905.06					6,887.00			101,905.06
CSE-MOOE		108,792.06		108,792.06	101,905.06				101,905.06					6,887.00			101,905.06
BIGNAY NATIONAL HIGH SCHOOL		20,733.47		20,733.47	20,282.37				20,282.37					451.10			20,282.37
CSE-MOOE		20,733.47		20,733.47	20,282.37				20,282.37					451.10			20,282.37
BODIVERSITY MANAGEMENT BUREAU		165,000.00		165,000.00	99,948.56	56,323.78			156,272.34					8,727.66			156,272.34
CSE-MOOE		165,000.00		165,000.00	99,948.56	56,323.78			156,272.34					8,727.66			156,272.34
BOY SCOUTS OF THE PHILIPPINES		200,000.00		200,000.00										200,000.00			
CSE-MOOE		200,000.00		200,000.00										200,000.00			
GFA-MOOE		422,388.25		422,388.25	76,652.11	336,300.74			412,952.85					30,000.00			412,952.85
BULACAN AGRICULTURAL STATE COLLEGE		371,297.54		371,297.54	76,652.11	251,257.59			327,909.70					(33,952.44)			85,043.15
CSE-MOOE		371,297.54		371,297.54	76,652.11	251,257.59			327,909.70					(33,952.44)			85,043.15
BULACAN STATE UNIVERSITY		2,071,291.46		2,071,291.46	1,211,847.70	729,743.21			1,941,590.91					43,847.84			1,941,590.91
SOFTWARE-MOOE		2,071,291.46		2,071,291.46	1,211,847.70	729,743.21			1,941,590.91					43,847.84			1,941,590.91
BUREAU OF AGRICULTURAL AND FISHERIES ENGINEERING - QUEZON CITY METRO		124,103.00		124,103.00	123,927.44				123,927.44					175.56		123,927.44	
CSE-MOOE		124,103.00		124,103.00	123,927.44				123,927.44					175.56		123,927.44	
BUREAU OF AGRICULTURAL RESEARCH		777,832.65		777,832.65	40,546.16	737,223.72			777,769.88					62.77			777,769.88
CSE-MOOE		777,832.65		777,832.65	40,546.16	737,223.72			777,769.88					62.77			777,769.88
BUREAU OF ANIMAL INDUSTRY, DA		406,839.37		406,839.37	253,065.64	232,471.36			485,537.00					(78,697.63)			485,537.00
SOFTWARE-MOOE		406,839.37		406,839.37	253,065.64	232,471.36			485,537.00					(78,697.63)			485,537.00
BUREAU OF COMMUNICATIONS SERVICES		3,000,997.24		3,000,997.24	2,995,058.02				2,995,058.02					5,939.22	2,995,058.02		
CSE-MOOE		3,000,997.24		3,000,997.24	2,995,058.02				2,995,058.02					5,939.22	2,995,058.02		
BUREAU OF CORRECTIONS		520,308.07		520,308.07	332,288.29	155,254.68			487,542.97					32,765.10			487,542.97
CSE-MOOE		520,308.07		520,308.07	332,288.29	155,254.68			487,542.97					32,765.10			487,542.97
BUREAU OF CORRECTIONS - SABLAYAN PRISON AND PENAL FARM		10,191,658.88		10,191,658.88	6,504,163.90	1,622,480.16			8,126,644.06					2,065,014.82			8,126,644.06
CSE-CO		10,191,658.88		10,191,658.88	6,504,163.90	1,622,480.16			8,126,644.06					2,065,014.82			8,126,644.06
BUREAU OF CUSTOMS																	
NCSE-CO		1,051,814,145.74		1,051,814,145.74	43,192,938.36	145,115,070.82			188,308,009.18					863,506,136.56	48,774,287.24		
SOFTWARE-MOOE		1,051,814,145.74		1,051,814,145.74	43,192,938.36	145,115,070.82			188,308,009.18					863,506,136.56	48,774,287.24		
BUREAU OF CUSTOMS		1,004,770,699.09		1,004,770,699.09										859,655,628.27	5,581,348.88		(0.00)
SOFTWARE-MOOE		1,004,770,699.09		1,004,770,699.09										859,655,628.27	5,581,348.88		(0.00)
BUREAU OF CUSTOMS		8,227.44		8,227.44										3,850,508.29	43,192,938.36		
SOFTWARE-MOOE		8,227.44		8,227.44										3,850,508.29	43,192,938.36		
BUREAU OF CUSTOMS		19,764,236.84		19,764,236.84	11,224,478.02	1,291,761.50			12,516,239.52					8,227.44			
CSE-MOOE		19,764,236.84		19,764,236.84	11,224,478.02	1,291,761.50			12,516,239.52								

Source Agencies and Projects	UACS CODE	Approved Budget			Utilizations					Disbursements					BALANCES		
		Approved Budgeted Revenue/Receipts	Adjustments (Additions, Reductions, Modifications/Augmentations)	Adjusted Budgeted Revenue	1st Quarter Ending 'March 31	2nd Quarter Ending 'June 30	3rd Quarter Ending 'Sept. 30	4th Quarter Ending 'Dec. 31	Total	1st Quarter Ending 'March 31	2nd Quarter Ending 'June 30	3rd Quarter Ending 'Sept. 30	4th Quarter Ending 'Dec. 31	Total	Unutilized Budget	Unpaid Utilizations	
																Due and Demandable / Accounts Payable	Not Yet Due and Demandable
1	2	3	4	5=(3)-(4)	6	7	8	9	10=(6)+(7)+(8)+(9)	11	12	13	14	15=(11)+(12)+(13)+(14)	16=(5)-(10)	17	18
CSE-MOOE		3,823,969.38		3,823,969.38	2,740,346.08	756,608.78			3,496,954.86								
BUREAU OF FISHERIES AND AQUATIC RESOURCES - REGION IV-A		119,159.18		119,159.18	42,573.66	19,998.27			62,571.93								
CSE-MOOE		119,159.18		119,159.18	42,573.66	19,998.27			62,571.93								
BUREAU OF FISHERIES AND AQUATIC RESOURCES - REGION IV-B		303,112.09		303,112.09	17,161.76	285,143.59			302,305.35								
CSE-MOOE		303,112.09		303,112.09	17,161.76	285,143.59			302,305.35								
BUREAU OF FISHERIES AND AQUATIC RESOURCES - REGION XI									145,646.74								
GFA-MOOE									145,646.74								
BUREAU OF IMMIGRATION		23,601,869.22		23,601,869.22	16,273,764.65	3,359,259.90			19,633,024.55								
CSE-MOOE		23,601,869.22		23,601,869.22	16,273,764.65	3,359,259.90			19,633,024.55								
BUREAU OF INTERNAL REVENUE		35,584,568.16		35,584,568.16	13,165,529.89	21,857,330.91			35,022,860.81								
SOFTWARE-MOOE		35,584,568.16		35,584,568.16	13,165,529.89	21,857,330.91			35,022,860.81								
BUREAU OF INTERNAL REVENUE		48,358,622.06		48,358,622.06	47,526,284.06	1,289,452.80			48,815,736.86								
CSE-MOOE		48,358,622.06		48,358,622.06	47,526,284.06	1,289,452.80			48,815,736.86								
BUREAU OF INTERNAL REVENUE - REVENUE REGION NO 9A-CABAMORO		1,017,036.90		1,017,036.90	807,622.33	209,414.34			1,017,036.67								
CSE-MOOE		1,017,036.90		1,017,036.90	807,622.33	209,414.34			1,017,036.67								
BUREAU OF INTERNAL REVENUE - REVENUE REGION NO. 1		904,839.66		904,839.66	470,417.00				470,417.00								
CSE-MOOE		904,839.66		904,839.66	470,417.00				470,417.00								
BUREAU OF INTERNAL REVENUE - REVENUE REGION NO. 6		1,905,971.12		1,905,971.12	1,072,948.78	726,009.52			1,798,958.30								
CSE-MOOE		1,905,971.12		1,905,971.12	1,072,948.78	726,009.52			1,798,958.30								
BUREAU OF INTERNAL REVENUE - REVENUE REGION NO. 7		752,210.00		752,210.00	735,537.66				735,537.66								
CSE-MOOE		752,210.00		752,210.00	735,537.66				735,537.66								
BUREAU OF INTERNAL REVENUE - REVENUE REGION NO. 8		3,214,160.47		3,214,160.47	1,635,047.44				1,635,047.44								
CSE-MOOE		3,214,160.47		3,214,160.47	1,635,047.44				1,635,047.44								
BUREAU OF INTERNAL REVENUE - REVENUE REGION NO. 9		2,598,011.14		2,598,011.14	690,185.74	1,287,804.08			1,977,989.82								
CSE-MOOE		2,598,011.14		2,598,011.14	690,185.74	1,287,804.08			1,977,989.82								
BUREAU OF INTERNAL REVENUE RR8A - MAKATI CITY		6,579,221.59		6,579,221.59	5,260,370.54	473,284.96			5,733,655.50								
CSE-MOOE		6,579,221.59		6,579,221.59	5,260,370.54	473,284.96			5,733,655.50								
BUREAU OF INTERNAL REVENUE RR8B - MAKATI CITY		5,330,342.82		5,330,342.82	5,056,446.75	269,989.70			5,326,436.45								
CSE-MOOE		5,330,342.82		5,330,342.82	5,056,446.75	269,989.70			5,326,436.45								
BUREAU OF JAIL MANAGEMENT AND PENOLOGY - NHO		107,649.11		107,649.11													
SOFTWARE-MOOE		107,649.11		107,649.11													
BUREAU OF JAIL MANAGEMENT AND PENOLOGY - NHO		40,056,525.58		40,056,525.58	9,932,792.48				9,932,792.48								
CSE-MOOE		40,056,525.58		40,056,525.58	9,932,792.48				9,932,792.48								
BUREAU OF JAIL MANAGEMENT AND PENOLOGY - REGION IV-A		392,244.17		392,244.17	261,622.52	130,198.40			391,820.92								
CSE-MOOE		392,244.17		392,244.17	261,622.52	130,198.40			391,820.92								
BUREAU OF JAIL MANAGEMENT AND PENOLOGY - REGION IV-B		187,908.34		187,908.34	135,905.65	51,985.15			187,890.80								
CSE-MOOE		187,908.34		187,908.34	135,905.65	51,985.15			187,890.80								
BUREAU OF LOCAL GOVERNMENT FINANCE		3,230.22		3,230.22													
SOFTWARE-MOOE		3,230.22		3,230.22													
BUREAU OF LOCAL GOVERNMENT FINANCE		291,000.00		291,000.00		115,338.30			115,338.30								
CSE-MOOE		291,000.00		291,000.00		115,338.30			115,338.30								
BUREAU OF QUARANTINE		26,770,559.34		26,770,559.34	4,882,395.63	1,214,580.64			6,096,976.27								
CSE-MOOE		26,770,559.34		26,770,559.34	4,882,395.63	1,214,580.64			6,096,976.27								
BUREAU OF SOILS AND WATER MANAGEMENT		3,145,309.24		3,145,309.24	2,634,933.40	1,032,468.10			3,667,401.50								
CSE-MOOE		3,145,309.24		3,145,309.24	2,634,933.40	1,032,468.10			3,667,401.50								
BUREAU OF THE TREASURY		32,230,000.00		32,230,000.00													
NCSE-MOOE		32,230,000.00		32,230,000.00													
BUREAU OF THE TREASURY		147,621.74		147,621.74	2,295.69				2,295.69								
GFA-MOOE		147,621.74		147,621.74	2,295.69				2,295.69								
BUREAU OF THE TREASURY - MAIN		13,690,893.00		13,690,893.00	13,027,268.00	327,561.08			13,354,829.08								
SOFTWARE-MOOE		13,690,893.00		13,690,893.00	13,027,268.00	327,561.08			13,354,829.08								
BUREAU OF THE TREASURY - MAIN		3,950,281.98		3,950,281.98	3,726,935.64	115,500.85			3,842,436.49								
CSE-MOOE		3,950,281.98		3,950,281.98	3,726,935.64	115,500.85			3,842,436.49								
GFA-MOOE		2,295.69		2,295.69													
BUREAU OF THE TREASURY - MAIN		25,125,060.61		25,125,060.61													
NCSE-CO		25,125,060.61		25,125,060.61													
SOFTWARE-MOOE		60.61		60.61													
BURGOS NATIONAL HIGH SCHOOL (RIZAL)		7,040.27		7,040.27	6,182.70				6,182.70								
CSE-MOOE		7,040.27		7,040.27	6,182.70				6,182.70								
BUTING SENIOR HIGH SCHOOL		546,324.93		546,324.93	468,677.92	77,909.84			546,587.76								
CSE-MOOE		546,324.93		546,324.93	468,677.92	77,909.84			546,587.76								
C. ARELLANO HIGH SCHOOL		119,230.30		119,230.30	104,306.54	14,831.52			119,138.06								
CSE-MOOE		119,230.30		119,230.30	104,306.54	14,831.52			119,138.06								
CABUYAO WATER DISTRICT		48,092.66		48,092.66	11,872.10	6,763.97			18,636.07								
CSE-MOOE		48,092.66		48,092.66	11,872.10	6,763.97			18,636.07								
CAGAYAN ECONOMIC ZONE AUTHORITY		1,056,953.91		1,056,953.91	666,284.69	206,123.60			872,408.29								
CSE-MOOE		1,056,953.91		1,056,953.91	666,284.69	206,123.60			872,408.29								
CALAMBA WATER DISTRICT		34,742.82		34,742.82	31,828.24				31,828.24								
CSE-MOOE		34,742.82		34,742.82	31,828.24				31,828.24								
Caloocan High School		110,147.13		110,147.13	44,725.13	65,153.10			109,878.23								
CSE-MOOE		110,147.13		110,147.13	44,725.13	65,153.10			109,878.23								
CALOOCAN NATIONAL SCIENCE AND TECHNOLOGY HIGH SCHOOL		104,492.05		104,492.05		10,973.17			10,973.17								
CSE-MOOE		104,492.05		104,492.05		10,973.17			10,973.17								
CAMARIN HIGH SCHOOL		101,036.48		101,036.48	51,499.09	49,529.39			101,028.48								
CSE-MOOE		101,036.48		101,036.48	51,499.09	49,529.39			101,028.48								
CANUMAY EAST NATIONAL HIGH SCHOOL		12,482.69		12,482.69		12,426.79			12,426.79								

Source Agencies and Projects	UACS CODE	Approved Budget			Utilizations					Disbursements					BALANCES		
		Approved Budgeted Revenue/Receipts	Additions, Reductions, Modifications/Augmentations	Adjusted Budgeted Revenue	1st Quarter Ending 'March 31	2nd Quarter Ending 'June 30	3rd Quarter Ending 'Sept. 30	4th Quarter Ending 'Dec. 31	Total	1st Quarter Ending 'March 31	2nd Quarter Ending 'June 30	3rd Quarter Ending 'Sept. 30	4th Quarter Ending 'Dec. 31	Total	Unutilized Budget	Unpaid Utilizations	
																Due and Demandable / Accounts Payable	Not Yet Due and Demandable
1	2	3	4	5-(3+4)	6	7	8	9	10-(6+7+8+9)	11	12	13	14	15-(11+12+13+14)	16-(5-10)	17	18
CSE-MOEE		12,482.69		12,482.69		12,426.79			12,426.79								
CANUMAY WEST ELEMENTARY SCHOOL		42,624.83		42,624.83	27,035.63	15,512.76			42,548.39						55.90		12,426.79
CSE-MOEE		42,624.83		42,624.83	27,035.63	15,512.76			42,548.39						76.44		42,548.39
CANUMAY WEST NATIONAL HIGH SCHOOL		17,677.54		17,677.54	16,002.79				16,002.79						76.44		42,548.39
CSE-MOEE		17,677.54		17,677.54	16,002.79				16,002.79						1,674.75		16,002.79
Career Executive Service Board		311,194.07		311,194.07	20,246.28	206,797.92			227,044.20						1,674.75		16,002.79
CSE-MOEE		224,950.30		224,950.30	20,246.28	120,196.16			140,442.44						84,149.87		227,044.20
CARLOS P. GARCIA HIGH SCHOOL		86,243.77		86,243.77	16,401.13	86,601.76			86,601.76						3,888		140,442.44
CSE-MOEE		36,308.26		36,308.26	16,401.13	20,103.25			36,504.38						3,888		86,601.76
CARULATAN NATIONAL HIGH SCHOOL		34,990.91		34,990.91	16,401.13	20,103.25			34,981.56						3.88		36,504.38
CSE-MOEE		34,990.91		34,990.91	16,401.13	20,103.25			34,981.56						3.88		36,504.38
CATMON INTEGRATED SCHOOL ELEMENTARY - MALABON CITY		42,000.00		42,000.00	4,686.01	22,681.32			27,367.33						14,632.67		34,981.56
CSE-MOEE		42,000.00		42,000.00	4,686.01	22,681.32			27,367.33						14,632.67		27,367.33
CATMON INTEGRATED SCHOOL-MALABON		36,000.00		36,000.00	2,302.51	25,235.35			27,537.86						8,462.14		27,537.86
CSE-MOEE		36,000.00		36,000.00	2,302.51	25,235.35			27,537.86						8,462.14		27,537.86
Cavite District Engineering Office		113,817.84		113,817.84	83,128.35	15,651.40			83,128.35						30,689.49		83,128.35
CSE-MOEE		113,817.84		113,817.84	83,128.35	15,651.40			83,128.35						30,689.49		83,128.35
CAVITE ECONOMIC ZONE - PEZA		228,095.28		228,095.28	220,520.97	15,651.40			236,172.37						(8,077.09)		236,172.37
CSE-MOEE		228,095.28		228,095.28	220,520.97	15,651.40			236,172.37						(8,077.09)		236,172.37
CAVITE STATE UNIVERSITY		4,652.30		4,652.30													
SOFTWARE-MOEE		11,306,261.17		11,306,261.17	6,554,352.40	1,875,841.34			8,430,193.74						2,876,067.43		8,430,193.74
CSE-MOEE		11,306,261.17		11,306,261.17	6,554,352.40	1,875,841.34			8,430,193.74						2,876,067.43		8,430,193.74
CAVITE STATE UNIVERSITY - NAIC CAMPUS		567.84		567.84											567.84		
SOFTWARE-MOEE		154,544.00		154,544.00	112,153.60				112,153.60						42,390.40		112,153.60
CSE-MOEE		154,544.00		154,544.00	112,153.60				112,153.60						42,390.40		112,153.60
CEMBO ELEMENTARY SCHOOL		47,386.34		47,386.34		47,386.34			47,386.34						35.80		47,386.34
CSE-MOEE		47,386.34		47,386.34		47,386.34			47,386.34						35.80		47,386.34
CENTER FOR HEALTH DEVELOPMENT - REGION XI		964,162.19		964,162.19	136,724.48				136,724.48						827,437.71		136,724.48
GFA-MOEE		964,162.19		964,162.19	136,724.48				136,724.48						827,437.71		136,724.48
CENTER FOR INTERNATIONAL TRADE EXPOSITION AND MISSION, DTI		1,829,621.44		1,829,621.44	1,818,260.49				1,818,260.49						11,360.95		1,818,260.49
SOFTWARE-MOEE		1,829,621.44		1,829,621.44	1,818,260.49				1,818,260.49						11,360.95		1,818,260.49
CENTER FOR INTERNATIONAL TRADE EXPOSITION AND MISSION, DTI		341,872.85		341,872.85											341,872.85		
GFA-MOEE		341,872.85		341,872.85											341,872.85		
CENTRAL BOARD OF ASSESSMENT APPEALS		75,887.84		75,887.84	29,942.98	45,892.23			75,835.21						52.63		75,835.21
CSE-MOEE		75,887.84		75,887.84	29,942.98	45,892.23			75,835.21						52.63		75,835.21
CHIEF OF THE SPECIAL SERVICE AFP - QUEZON CITY		23,467.51		23,467.51	23,275.19				23,275.19						192.32		23,275.19
CSE-MOEE		23,467.51		23,467.51	23,275.19				23,275.19						192.32		23,275.19
CITY OF CAVITE		167,868.00		167,868.00											167,868.00		
CSE-MOEE		167,868.00		167,868.00											167,868.00		
CITY OF CAVITE		1,869,433.19		1,869,433.19	1,869,433.19				1,869,433.19						66.16		1,869,433.19
CSE-MOEE		1,869,433.19		1,869,433.19	1,869,433.19				1,869,433.19						66.16		1,869,433.19
CITY GOVERNMENT OF ANTIPOLO		2,625,286.63		2,625,286.63	1,993,268.28				1,993,268.28						632,018.35		1,993,268.28
CSE-MOEE		2,625,286.63		2,625,286.63	1,993,268.28				1,993,268.28						632,018.35		1,993,268.28
CITY GOVERNMENT OF BACOR		724,495.95		724,495.95	244,545.94	474,334.46			718,880.40						5,615.55		718,880.40
CSE-MOEE		724,495.95		724,495.95	244,545.94	474,334.46			718,880.40						5,615.55		718,880.40
CITY OF MUS, CAVITE		3,653,107.73		3,653,107.73	3,366,664.00				3,366,664.00						286,443.73		3,366,664.00
CSE-MOEE		3,653,107.73		3,653,107.73	3,366,664.00				3,366,664.00						286,443.73		3,366,664.00
CITY OF MAKATI		1,000,000.00		1,000,000.00		1,265,988.89			1,231,985.22						(265,988.89)		1,265,988.89
CSE-MOEE		1,000,000.00		1,000,000.00		1,265,988.89			1,231,985.22						(265,988.89)		1,265,988.89
GFA-MOEE		1,000,000.00		1,000,000.00		34,003.67			34,003.67						(1,231,985.22)		1,231,985.22
CITY OF MALABON		789,571.43		789,571.43	567,639.00				567,639.00						965,996.33		34,003.67
CSE-MOEE		789,571.43		789,571.43	567,639.00				567,639.00						965,996.33		34,003.67
CITY OF MANILA		62,400.00		62,400.00											221,932.43		567,639.00
CSE-MOEE		62,400.00		62,400.00											221,932.43		567,639.00
CITY OF MANILA		2,663,556.47		2,663,556.47	1,195,565.46	402,146.68			1,597,712.14						62,400.00		2,663,556.47
CSE-MOEE		2,663,556.47		2,663,556.47	1,195,565.46	402,146.68			1,597,712.14						62,400.00		2,663,556.47
CITY OF NAVOTAS		4,127,724.21		4,127,724.21	3,920,548.49	118,793.80			4,039,342.29						1,065,844.33		1,597,712.14
CSE-MOEE		4,127,724.21		4,127,724.21	3,920,548.49	118,793.80			4,039,342.29						1,065,844.33		1,597,712.14
CITY OF PASAY		2,987,325.77		2,987,325.77	1,099,731.45	921,549.83			2,021,281.28						88,381.92		4,039,342.29
CSE-MOEE		2,987,325.77		2,987,325.77	1,099,731.45	921,549.83			2,021,281.28						88,381.92		4,039,342.29
CITY OF PASIG		3,323,345.98		3,323,345.98	1,910,622.00	1,412,558.68			3,323,180.68						966,044.49		2,021,281.28
CSE-MOEE		3,323,345.98		3,323,345.98	1,910,622.00	1,412,558.68			3,323,180.68						966,044.49		2,021,281.28
CITY OF TANAUAN, BATANGAS		3,522,440.45		3,522,440.45	2,404,293.06	1,014,908.13			3,419,201.19						165.30		3,323,180.68
CSE-MOEE		3,522,440.45		3,522,440.45	2,404,293.06	1,014,908.13			3,419,201.19						165.30		3,323,180.68
CITY OF TAYABAS, QUEZON		811,418.61		811,418.61	645,019.90	166,389.67			811,409.57						103,239.26		3,419,201.19
CSE-MOEE		811,418.61		811,418.61	645,019.90	166,389.67			811,409.57						103,239.26		3,419,201.19
CITY OF TRICE MARTIRES		2,186,555.87		2,186,555.87	1,736,360.10				1,736,360.10						9.04		811,409.57
CSE-MOEE		2,186,555.87		2,186,555.87	1,736,360.10				1,736,360.10						9.04		811,409.57
CITY OF VALENZUELA		2,861,639.42		2,861,639.42	1,440,197.07				1,440,197.07						450,195.77		1,736,360.10

Source Agencies and Projects	UACS CODE	Approved Budget		Utilizations						Disbursements					BALANCES		
		Approved Budgeted Revenue/Receipts	Adjustments (Additions, Reductions, Modifications/Augmentations)	Adjusted Budgeted Revenue	1st Quarter Ending 'March 31	2nd Quarter Ending 'June 30	3rd Quarter Ending 'Sept. 30	4th Quarter Ending 'Dec. 31	Total	1st Quarter Ending 'March 31	2nd Quarter Ending 'June 30	3rd Quarter Ending 'Sept. 30	4th Quarter Ending 'Dec. 31	Total	Unutilized Budget	Unpaid Utilizations	
																Due and Demandable / Accounts Payable	Not Yet Due and Demandable
3	4	5=(3)-(4)	6	7	8	9	10=(6+7+8+9)	11	12	13	14	15=(11+12+13+14)	16=(3)-(10)	17	18		
CSE-CO		0.00		0.00													
CIVIL AERONAUTICS BOARD		7,359,492.23		7,359,492.23	7,035,645.56	202,057.04								0.00			
CSE-MOOE		7,359,492.23		7,359,492.23	7,035,645.56	202,057.04								121,789.63		7,237,702.60	
CIVIL AVIATION AUTHORITY OF THE PHILIPPINES		5,246,336.50		5,246,336.50	4,500,903.46									121,789.63		7,237,702.60	
CSE-MOOE		5,246,336.50		5,246,336.50	4,500,903.46									745,433.04		4,500,903.46	
CIVIL SERVICE COMMISSION - CENTRAL OFFICE		4,232,800.80		4,232,800.80		4,231,752.47								745,433.04		4,500,903.46	
SOFTWARE-MOOE		4,232,800.80		4,232,800.80		4,231,752.47								1,048.33	4,231,752.47		
CIVIL SERVICE COMMISSION - CENTRAL OFFICE		2,222,177.03		2,222,177.03	1,920,741.47	118,613.08								1,048.33	4,231,752.47		
CSE-MOOE		1,875,149.42		1,875,149.42	1,872,799.64									182,822.48		2,039,354.55	
GFA-MOOE		347,027.61		347,027.61	47,941.83	118,613.08								2,349.78		1,872,799.64	
CIVIL SERVICE COMMISSION - CARAGA		488,896.61		488,896.61										180,472.70		166,554.91	
GFA-MOOE		488,896.61		488,896.61										488,896.61			
CIVIL SERVICE COMMISSION - NCR		491,564.53		491,564.53	31,683.49									488,896.61			
CSE-MOOE		491,564.53		491,564.53	31,683.49									459,881.04		31,683.49	
CIVIL SERVICE COMMISSION - REGION X		202,215.02		202,215.02	25,048.60	7,333.84								459,881.04		31,683.49	
GFA-MOOE		202,215.02		202,215.02	25,048.60	7,333.84								169,832.58		32,382.44	
CIVIL SERVICE COMMISSION - REGION IV		510,498.30		510,498.30	187,984.86	227,010.56								169,832.58		32,382.44	
CSE-MOOE		387,107.18		387,107.18	155,734.74	159,372.71								95,502.88		414,995.42	
GFA-MOOE		123,391.12		123,391.12	32,250.12	67,637.85								71,999.73		315,107.45	
CIVIL SERVICE COMMISSION - REGION IX		184,624.84		184,624.84		5,672.47								23,503.15		99,887.97	
GFA-MOOE		184,624.84		184,624.84		5,672.47								178,952.37		5,672.47	
CIVIL SERVICE COMMISSION - REGION VIII		526,668.41		526,668.41	96,052.14									430,616.27		96,052.14	
GFA-MOOE		526,668.41		526,668.41	96,052.14									430,616.27		96,052.14	
CIVIL SERVICE COMMISSION - REGIONAL OFFICE III		66,326.72		66,326.72		66,326.71								0.01	66,326.71		
SOFTWARE-MOOE		66,326.72		66,326.72		66,326.71								0.01	66,326.71		
CLARK DEVELOPMENT CORPORATION		4,995,379.20		4,995,379.20		4,991,522.02								3,857.18	4,991,522.02		
SOFTWARE-MOOE		4,995,379.20		4,995,379.20		4,991,522.02								3,857.18	4,991,522.02		
Climate Change Commission		324,535.60		324,535.60	26,030.80	127,923.93								170,580.87		153,954.73	
CSE-MOOE		324,535.60		324,535.60	26,030.80	127,923.93								170,580.87		153,954.73	
COA-REGIONAL OFFICE NO.IV-B						37,115.14								170,580.87		153,954.73	
CSE-MOOE						37,115.14								37,115.14		37,115.14	
COAST GUARD - K9		439,304.75		439,304.75	106,834.24	332,378.60								91.91	439,304.75		
CSE-MOOE		439,304.75		439,304.75	106,834.24	332,378.60								91.91	439,304.75		
COAST GUARD - MARINE ENVIRONMENTAL PROTECTION COMMAND		431,248.58		431,248.58	219,098.13	325,275.85								113,125.40	431,248.58		
CSE-MOOE		431,248.58		431,248.58	219,098.13	325,275.85								113,125.40	431,248.58		
COAST GUARD AIR GROUP		431,994.21		431,994.21	20,385.00	411,849.74								240.53	431,994.21		
CSE-MOOE		431,994.21		431,994.21	20,385.00	411,849.74								240.53	431,994.21		
COAST GUARD EDUCATION AND TRAINING COMMAND		359,999.03		359,999.03	352,035.55									7,963.48	359,999.03		
CSE-MOOE		359,999.03		359,999.03	352,035.55									7,963.48	359,999.03		
COAST GUARD INTERNAL AFFAIRS SERVICE		531,830.18		531,830.18	250,172.40	201,211.04								80,446.74	531,830.18		
CSE-MOOE		531,830.18		531,830.18	250,172.40	201,211.04								281,657.78	531,830.18		
GFA-MOOE														201,211.04		201,211.04	
COL. RAMON CAMUS INTEGRATED SCHOOL		5,607.82		5,607.82	5,537.74									70.08	5,607.82		
CSE-MOOE		5,607.82		5,607.82	5,537.74									70.08	5,607.82		
COL. RAMON CAMUS INTEGRATED SCHOOL (ELEMENTARY)		2,940.00		2,940.00	2,854.52									85.48	2,940.00		
CSE-MOOE		2,940.00		2,940.00	2,854.52									85.48	2,940.00		
COMMISSION ON APPOINTMENTS		360,018.57		360,018.57	44,701.80									315,316.77	360,018.57		
CSE-MOOE		360,018.57		360,018.57	44,701.80									315,316.77	360,018.57		
COMMISSION ON AUDIT - MAIN		12,687,566.56		12,687,566.56	12,391,763.55									295,803.01	12,391,763.55		
SOFTWARE-MOOE		12,687,566.56		12,687,566.56	12,391,763.55									295,803.01	12,391,763.55		
COMMISSION ON AUDIT - MAIN		5,275,161.76		5,275,161.76	4,383,936.48	934,542.23								43,316.95	5,275,161.76		
CSE-MOOE		5,275,161.76		5,275,161.76	4,383,936.48	934,542.23								43,316.95	5,275,161.76		
COMMISSION ON AUDIT - REGION IV		200,185.41		200,185.41	166,045.25	27,464.93								6,675.23	200,185.41		
CSE-MOOE		200,185.41		200,185.41	166,045.25	27,464.93								6,675.23	200,185.41		
COMMISSION ON AUDIT - REGIONAL OFFICE XI		397,909.31		397,909.31	397,909.26									0.05	397,909.31		
SOFTWARE-MOOE		397,909.31		397,909.31	397,909.26									0.05	397,909.31		
COMMISSION ON ELECTIONS		10,219,814.40		10,219,814.40	10,213,904.06									5,910.34	10,213,904.06		
SOFTWARE-MOOE		10,219,814.40		10,219,814.40	10,213,904.06									5,910.34	10,213,904.06		
COMMISSION ON ELECTIONS		28,972,617.21		28,972,617.21	11,576,227.42	20,468,515.15								32,044,742.57	28,972,617.21		
CSE-MOOE		28,972,617.21		28,972,617.21	11,576,227.42	20,468,515.15								32,044,742.57	28,972,617.21		
COMMISSION ON FILIPINOS OVERSEAS		961.27		961.27										0.00	961.27		
SOFTWARE-MOOE		961.27		961.27										0.00	961.27		
COMMISSION ON FILIPINOS OVERSEAS		970,619.86		970,619.86	296,261.23	4,573,852.34								3,899,493.71	970,619.86		
CSE-MOOE		970,619.86		970,619.86	296,261.23	4,573,852.34								3,899,493.71	970,619.86		
GFA-MOOE						408,305.20								266,053.43		704,566.43	
COMMISSION ON HIGHER EDUCATION - HIGHER EDUCATION DEVT. FUND		4,409,095.82		4,409,095.82	282,006.45	1,148,697.81								4,165,547.14	4,409,095.82		
CSE-MOOE		1,897,544.97		1,897,544.97	300,300.58	985,263.30								2,978,391.56	1,897,544.97		
GFA-MOOE		2,511,550.85		2,511,550.85	81,705.87	363,735.09								912,281.67	2,511,550.85		
COMMISSION ON HIGHER EDUCATION - MAIN		1,000,042,183.41		1,000,042,183.41										2,066,109.89	1,000,042,183.41		
CSE-CO		1,000,000,000.00		1,000,000,000.00										1,000,000,000.00	1,000,000,000.00		
SOFTWARE-MOOE		42,183.41		42,183.41										42,183.41		42,183.41	
COMMISSION ON HIGHER EDUCATION - MAIN		10,821,779.29		10,821,779.29	7,525,185.92	1,134,784.64								2,161,808.73	10,821,779.29		
CSE-MOOE		10,347,806.69		10,347,806.69	7,525,185.92	958,339.68								1,864,281.09	10,347,806.69		
GFA-MOOE		473,972.60		473,972.60		176,444.96								297,527.64	473,972.60		
COMMISSION ON HIGHER EDUCATION - NCR		291,734.71		291,734.71	49,464.54	53,452.85								188,817.32	291,734.71		
CSE-MOOE		291,734.71		291,734.71	49,464.54	53,											

Source Agencies and Projects	UACS CODE	Approved Budget			Utilizations					Disbursements					BALANCES		
		Approved Budgeted Revenue/Receipts	Adjustments (Additions, Reductions, Modifications/Augmentations)	Adjusted Budgeted Revenue	1st Quarter Ending 'March 31	2nd Quarter Ending 'June 30	3rd Quarter Ending 'Sept. 30	4th Quarter Ending 'Dec. 31	Total	1st Quarter Ending 'March 31	2nd Quarter Ending 'June 30	3rd Quarter Ending 'Sept. 30	4th Quarter Ending 'Dec. 31	Total	Unutilized Budget	Unpaid Utilizations	
																Due and Demandable/Accounts Payable	Not Yet Due and Demandable
1	2	3	4	5=(3+4)	6	7	8	9	10=(6+7+8+9)	11	12	13	14	15=(11+12+13+14)	16=(5-10)	17	18
COMMISSION ON HUMAN RIGHTS		90,893.32		90,893.32											90,893.32		
SOFTWARE-MOOE		90,893.32		90,893.32											90,893.32		
COMMISSION ON HUMAN RIGHTS		3,176,116.06		3,176,116.06		108,704.98			108,704.98						3,067,411.08		108,704.98
CSE-MOOE						89,688.00			89,688.00						(89,688.00)		89,688.00
GFA-MOOE		3,176,116.06		3,176,116.06		19,016.98			19,016.98						3,157,099.08		19,016.98
COMMISSION ON HUMAN RIGHTS - REGION IV		85,074.24		85,074.24					24,284.27						60,789.97		24,284.27
CSE-MOOE		53,041.94		53,041.94					24,284.27						28,757.67		24,284.27
GFA-MOOE		32,032.30		32,032.30											32,032.30		
COMMISSION ON HUMAN RIGHTS MIMAROPA - QUEZON CITY		190,492.81		190,492.81	60,050.90	15,288.29			75,339.19						115,153.62		75,339.19
CSE-MOOE		190,492.81		190,492.81	60,050.90	15,288.29			75,339.19						115,153.62		75,339.19
COMMISSION ON POPULATION		4,957,980.13		4,957,980.13	334,586.59	1,838,676.38			2,173,262.97						2,784,717.16		2,173,262.97
CSE-MOOE		941,988.00		941,988.00	334,586.59	153,390.67			487,977.26						454,010.74		487,977.26
GFA-MOOE		4,015,992.13		4,015,992.13		1,685,285.71			1,685,285.71						2,330,706.42		1,685,285.71
COMMISSION ON POPULATION - CARAGA						6,404.91			6,404.91						(6,404.91)		6,404.91
GFA-MOOE						6,404.91			6,404.91						(6,404.91)		6,404.91
COMMISSION ON POPULATION - NCR		44,435.70		44,435.70	18,793.38	40,854.65			59,648.03						(15,212.33)		59,648.03
CSE-MOOE		44,435.70		44,435.70	18,793.38	40,854.65			59,648.03						(15,212.33)		59,648.03
COMMISSION ON POPULATION - REGION IV		134,150.84		134,150.84	76,187.92	36,848.22			113,036.14						21,114.70		113,036.14
CSE-MOOE		134,150.84		134,150.84	76,187.92	36,848.22			113,036.14						21,114.70		113,036.14
COMMISSION ON POPULATION - REGION XI									9,571.18						(9,571.18)		9,571.18
GFA-MOOE									9,571.18						(9,571.18)		9,571.18
Commission on Population and Development - CAR		22,785.17		22,785.17	22,785.17				22,785.17						(0.00)	22,785.17	
SOFTWARE-MOOE		22,785.17		22,785.17	22,785.17				22,785.17						(0.00)	22,785.17	
Commission on the Filipino Language		552,027.77		552,027.77		34,642.86			34,642.86						517,384.91		34,642.86
GFA-MOOE		552,027.77		552,027.77		34,642.86			34,642.86						517,384.91		34,642.86
CONSTRUCTION INDUSTRY AUTHORITY OF THE PHILIPPINES		453,917.30		453,917.30	368,780.26	80,884.63			449,664.88						4,252.41	449,664.88	
SOFTWARE-MOOE		453,917.30		453,917.30	368,780.26	80,884.63			449,664.88						4,252.41	449,664.88	
CONSTRUCTION INDUSTRY AUTHORITY OF THE PHILIPPINES		841,452.64		841,452.64	599,035.91	122,344.60			721,380.51						120,072.13		721,380.51
CSE-MOOE		841,452.64		841,452.64	599,035.91	122,344.60			721,380.51						120,072.13		721,380.51
COOPERATIVE DEVELOPMENT AUTHORITY - CARAGA		100,000.00		100,000.00		43,147.14			43,147.14						56,852.86		43,147.14
GFA-MOOE		100,000.00		100,000.00		43,147.14			43,147.14						56,852.86		43,147.14
COOPERATIVE DEVELOPMENT AUTHORITY - MAIN		73,808.81		73,808.81											73,808.81		
SOFTWARE-MOOE		73,808.81		73,808.81											73,808.81		
COOPERATIVE DEVELOPMENT AUTHORITY - MAIN		2,217,923.36		2,217,923.36	2,084,802.61	309,428.09			2,394,230.70						(176,307.34)		2,394,230.70
CSE-MOOE		2,217,923.36		2,217,923.36	2,084,802.61	309,428.09			2,394,230.70						(176,307.34)		2,394,230.70
COOPERATIVE DEVELOPMENT AUTHORITY - MANILA EXTENSION OFFICE		216,796.19		216,796.19	150,891.52	65,326.47			216,217.99						578.20		216,217.99
CSE-MOOE		216,796.19		216,796.19	150,891.52	65,326.47			216,217.99						578.20		216,217.99
Council for the Welfare of Children		984,877.43		984,877.43	658,567.71	251,630.28			910,197.99						74,679.44		910,197.99
CSE-MOOE		984,877.43		984,877.43	658,567.71	251,630.28			910,197.99						74,679.44		910,197.99
COURT OF APPEALS		827,231.28		827,231.28	827,231.27				827,231.27						0.01	827,231.27	
SOFTWARE-MOOE		827,231.28		827,231.28	827,231.27				827,231.27						0.01	827,231.27	
COURT OF APPEALS		457,211.64		457,211.64	382,810.00				382,810.00						74,401.64		382,810.00
CSE-MOOE		457,211.64		457,211.64	382,810.00				382,810.00						74,401.64		382,810.00
COURT OF TAX APPEALS		1,302,363.21		1,302,363.21	834,790.94	585,095.62			1,419,886.56						(117,523.35)		1,419,886.56
CSE-MOOE		1,302,363.21		1,302,363.21	834,790.94	585,095.62			1,419,886.56						(117,523.35)		1,419,886.56
CREDIT INFORMATION CORPORATION		892,034.40		892,034.40		96,360.58			96,360.58						795,673.82		96,360.58
SOFTWARE-MOOE		892,034.40		892,034.40		96,360.58			96,360.58						795,673.82		96,360.58
CREDIT INFORMATION CORPORATION		1,055,806.11		1,055,806.11	126,284.60	826,670.24			952,954.84						102,851.27		952,954.84
CSE-MOOE		1,055,806.11		1,055,806.11	126,284.60	826,670.24			952,954.84						102,851.27		952,954.84
GFA-MOOE									947,174.85						108,631.26		947,174.85
CULION SANITARIUM AND GENERAL HOSPITAL		252,218.19		252,218.19	163,003.28				163,003.28						(89,214.91)		163,003.28
CSE-MOOE		252,218.19		252,218.19	163,003.28				163,003.28						(89,214.91)		163,003.28
CUPANG ELEMENTARY SCHOOL - MAIN		30,445.11		30,445.11	28,297.61				28,297.61						2,147.50		28,297.61
CSE-MOOE		30,445.11		30,445.11	28,297.61				28,297.61						2,147.50		28,297.61
CYBER CRIME INVESTIGATION AND COORDINATING CENTER QUEZON CITY		565,743.60		565,743.60	554,751.11	10,547.56			565,298.67						444.93		565,298.67
CSE-MOOE		565,743.60		565,743.60	554,751.11	10,547.56			565,298.67						444.93		565,298.67
DA - PHILIPPINE RURAL DEVELOPMENT PROJECT - PSO VISAYAS		2,152,264.69		2,152,264.69	416,197.10	879,683.26			1,295,880.36						856,384.33		1,295,880.36
GFA-MOOE		2,152,264.69		2,152,264.69	416,197.10	879,683.26			1,295,880.36						856,384.33		1,295,880.36
DA-ATHRTC 8		513,903.60		513,903.60					513,903.60						0.00		513,903.60
SOFTWARE-MOOE		513,903.60		513,903.60					513,903.60						0.00		513,903.60
DALANDANAN ELEMENTARY SCHOOL - VALENZUELA CITY		107,620.63		107,620.63	77,489.90	7,921.10			85,411.00						22,209.63		85,411.00
CSE-MOOE		107,620.63		107,620.63	77,489.90	7,921.10			85,411.00						22,209.63		85,411.00
DALANDANAN HIGH SCHOOL - DIVISION OF VALENZUELA		103,086.85		103,086.85	19,129.45	67,396.35			86,525.80						16,561.05		86,525.80
CSE-MOOE		103,086.85		103,086.85	19,129.45	67,396.35			86,525.80						16,561.05		86,525.80
DALANDANAN NATIONAL HIGH SCHOOL - SIS		24,982.82		24,982.82	4,803.60	11,463.22			16,266.82						8,716.00		16,266.82
CSE-MOOE		24,982.82		24,982.82	4,803.60	11,463.22			16,266.82						8,716.00		16,266.82
DAMPALIT ELEMENTARY SCHOOL - I		35,379.60		35,379.60		35,034.32			35,034.32						345.28		35,034.32
CSE-MOOE		35,379.60		35,379.60		35,034.32			35,034.32						345.28		35,034.32
DAMPALIT ELEMENTARY SCHOOL_MAIN		84,727.70		84,727.70	68,868.14	15,851.20			84,719.34						8.36		84,719.34
CSE-MOOE		84,727.70		84,727.70	68,868.14	15,851.20			84,719.34						8.36		84,719.34
DAMPALIT INTEGRATED SCHOOL		74,406.03		74,406.03	59,869.94												

Source Agencies and Projects	UACS CODE	Approved Budget			Utilizations					Disbursements					BALANCES		
		Approved Budgeted Revenue/Receipts	Adjustments (Additions, Reductions, Modifications/Augmentations)	Adjusted Budgeted Revenue	1st Quarter Ending March 31	2nd Quarter Ending June 30	3rd Quarter Ending Sept. 30	4th Quarter Ending Dec. 31	Total	1st Quarter Ending March 31	2nd Quarter Ending June 30	3rd Quarter Ending Sept. 30	4th Quarter Ending Dec. 31	Total	Unutilized Budget	Unpaid Utilizations	
																Due and Demandable / Accounts Payable	Not Yet Due and Demandable
1	2	3	4	5=(3+4)	6	7	8	9	10=(6+7+8+9)	11	12	13	14	15=(11+12+13+14)	16=(5-10)	17	18
DAVAO DEL NORTE STATE COLLEGE SOFTWARE-MOOE		422,453.40		422,453.40	422,453.40				422,453.40								
DAVAO REGIONAL MEDICAL CENTER GFA-MOOE		665,263.72		665,263.72	665,263.72				665,263.72							422,453.40	
DAVAO WATER DISTRICT SOFTWARE-MOOE		1,761,360.00		1,761,360.00	1,761,360.00			1,761,358.56	1,761,358.56								
DBP DATA CENTER, INC. CSE-MOOE		407,201.51		407,201.51	407,201.51	132,982.01		171,358.56	1,761,358.56								1,761,358.56
GFA-MOOE		150,988.59		150,988.59	150,988.59	130,656.45		4,934.92	174,903.31								1,761,358.56
DBP LEASING CORPORATION SOFTWARE-MOOE		241,862.00		241,862.00	241,862.00	238,480.53		36,986.38	135,591.37								174,903.31
DBP LEASING CORPORATION SOFTWARE-MOOE		241,862.00		241,862.00	241,862.00	238,480.53		36,986.38	39,311.94								135,591.37
DBP LEASING CORPORATION SOFTWARE-MOOE		52,000.44		52,000.44	52,000.44	52,000.44			238,480.53					229,308.20		9,172.33	39,311.94
DBP LEASING CORPORATION SOFTWARE-MOOE		52,000.44		52,000.44	52,000.44	52,000.44			238,480.53					229,308.20		9,172.33	
DBP LEASING CORPORATION CSE-MOOE		692,101.47		692,101.47	692,101.47	465,656.77		128,746.25	594,403.02								594,403.02
GFA-MOOE		492,101.47		492,101.47	492,101.47	465,656.77		91,437.26	557,094.03								557,094.03
DENR - MINES AND GEOSCIENCES BUREAU - REGION IVA CSE-MOOE		200,000.00		200,000.00	200,000.00	37,308.99		37,308.99	37,308.99								37,308.99
GFA-MOOE		385,824.54		385,824.54	385,824.54	176,696.62		62,003.42	238,700.04								238,700.04
DENR - REGION IX, ZAMBOANGA PENINSULA GFA-MOOE		246,409.25		246,409.25	246,409.25	176,696.62		62,003.42	238,700.04								238,700.04
DENR - REGION IX, ZAMBOANGA PENINSULA GFA-MOOE		139,415.29		139,415.29	139,415.29				238,700.04								238,700.04
DENR - RXI-2, PENRO DAVAO ORIENTAL GFA-MOOE		319,035.52		319,035.52	319,035.52			200,167.66	200,167.66								200,167.66
DENR-PENRO DAVAO DEL NORTE GFA-MOOE		319,035.52		319,035.52	319,035.52			18,815.18	18,815.18								200,167.66
DENR-PENRO, ORIENTAL MINDORO CSE-MOOE		256,221.03		256,221.03	256,221.03			233,675.36	233,675.36								233,675.36
DENR-REGION IVA CALABARZON CSE-MOOE		1,474,009.62		1,474,009.62	1,474,009.62	427,469.10		732,228.51	1,159,697.61								1,159,697.61
GFA-MOOE		1,374,009.62		1,374,009.62	1,374,009.62	427,469.10		732,228.51	1,159,697.61								1,159,697.61
DEPARTMENT OF EDUCATION - DIVISION OF RIZAL CSE-MOOE		865,287.99		865,287.99	865,287.99	699,429.07		16,329.80	715,758.87								715,758.87
DEPARTMENT OF AGRARIAN REFORM - AGUSAN DEL NORTE GFA-MOOE		76,320.00		76,320.00	76,320.00	55,091.06		55,091.06	55,091.06								715,758.87
DEPARTMENT OF AGRARIAN REFORM - BATANGAS PROVINCIAL OFFICE CSE-MOOE		90,933.94		90,933.94	90,933.94	29,918.33		29,918.33	55,091.06								55,091.06
DEPARTMENT OF AGRARIAN REFORM - CAVITE PROVINCIAL OFFICE CSE-MOOE		297,817.55		297,817.55	297,817.55	87,766.08		153,339.24	29,918.33								29,918.33
DEPARTMENT OF AGRARIAN REFORM - LAGUNA PROVINCIAL OFFICE CSE-MOOE		359,635.74		359,635.74	359,635.74	237,263.55		121,912.68	241,105.32								241,105.32
DEPARTMENT OF AGRARIAN REFORM - MAIN SOFTWARE-MOOE		5,897,097.33		5,897,097.33	5,897,097.33	4,525,426.30		4,525,426.30	359,176.23								359,176.23
DEPARTMENT OF AGRARIAN REFORM - MAIN CSE-MOOE		83,995,754.46		83,995,754.46	83,995,754.46	9,563,547.35		1,260,903.09	4,525,426.30								4,525,426.30
DEPARTMENT OF AGRARIAN REFORM - MARINDUQUE PROVINCIAL OFFICE CSE-MOOE		712,540.40		712,540.40	712,540.40	633,189.99		633,189.99	10,824,450.44								10,824,450.44
DEPARTMENT OF AGRARIAN REFORM - OCCIDENTAL MINDORO CSE-MOOE		172,041.20		172,041.20	172,041.20	136,186.32		35,836.34	633,189.99								633,189.99
DEPARTMENT OF AGRARIAN REFORM - ORIENTAL MINDORO CSE-MOOE		60,000.00		60,000.00	60,000.00	60,000.00		60,000.00	172,022.66								172,022.66
DEPARTMENT OF AGRARIAN REFORM - PROVINCIAL OFFICE DAVAO DEL NORTE GFA-MOOE		80,216.75		80,216.75	80,216.75				18.54								18.54
DEPARTMENT OF AGRARIAN REFORM - REGION III CSE-MOOE						56,943.83		56,943.83	60,000.00								60,000.00
DEPARTMENT OF AGRARIAN REFORM - REGION IV-A CSE-MOOE		195,205.79		195,205.79	195,205.79	147,050.07		47,883.57	56,943.83								56,943.83
DEPARTMENT OF AGRARIAN REFORM - REGION IV-B CSE-MOOE		554,329.36		554,329.36	554,329.36	330,353.83		60,649.06	194,933.64								194,933.64
DEPARTMENT OF AGRARIAN REFORM - REGION XII GFA-MOOE		2,963,287.53		2,963,287.53	2,963,287.53				391,002.89								391,002.89
DEPARTMENT OF AGRARIAN REFORM - RIZAL PROVINCIAL OFFICE CSE-MOOE		235,786.17		235,786.17	235,786.17	139,041.24		96,734.90	163,326.47								163,326.47
DEPARTMENT OF AGRICULTURE - CARAGA GFA-MOOE		561,754.32		561,754.32	561,754.32				235,776.14								235,776.14
DEPARTMENT OF AGRICULTURE - CARAGA REGION SOFTWARE-MOOE		215,341.65		215,341.65	215,341.65	171,106.79			1,266,880.48								1,266,880.48
DEPARTMENT OF AGRICULTURE - MAIN CSE-MOOE		37,232.00		37,232.00	37,232.00				561,754.25								561,754.25
DEPARTMENT OF AGRICULTURE - MAIN SOFTWARE-MOOE		178,109.65		178,109.65	178,109.65	171,106.79			171,106.79								171,106.79
DEPARTMENT OF AGRICULTURE - REGION IV-A CSE-MOOE		12,429,464.06		12,429,464.06	12,429,464.06	6,149,977.90		14,749,935.83	20,899,913.73								20,899,913.73
DEPARTMENT OF AGRICULTURE - REGION IV-B CSE-MOOE		838,715.84		838,715.84	838,715.84	223,683.13		223,683.13	20,899,913.73								20,899,913.73
DEPARTMENT OF AGRICULTURE - REGION IV-B CSE-MOOE		2,439,810.77		2,439,810.77	2,439,810.77	1,346,085.81		976,922.99	223,683.13								223,683.13
DEPARTMENT OF AGRICULTURE - REGION VI GFA-MOOE		2,808,629.89		2,808,629.89	2,808,629.89	600,221.11		1,865,463.46	2,323,008.80								2,323,008.80
									2,465,684.57								2,465,684.57





Source Agencies and Projects	UACS CODE	Approved Budget			Utilizations						Disbursements					BALANCES		
		Approved Budgeted Revenue/Receipts	Adjustments (Additions, Reductions, Modifications/Augmentations)	Adjusted Budgeted Revenue	1st Quarter Ending 'March 31	2nd Quarter Ending 'June 30	3rd Quarter Ending 'Sept. 30	4th Quarter Ending 'Dec. 31	Total	1st Quarter Ending 'March 31	2nd Quarter Ending 'June 30	3rd Quarter Ending 'Sept. 30	4th Quarter Ending 'Dec. 31	Total	Unutilized Budget	Unpaid Utilizations		
																Due and Demandable / Accounts Payable	Not Yet Due and Demandable	
1	2	3	4	5=(3-4)	6	7	8	9	10=(6+7+8+9)	11	12	13	14	15=(11+12+13+14)	16=(5-10)	17	18	
GFA-MOODE		46,363,243.54		46,363,243.54	2,888,346.93	3,374,599.38			6,262,946.31									
DEPARTMENT OF EDUCATION - NCR		3,317,052.44		3,317,052.44	2,416,277.16	992,033.30			3,408,310.46									
CSE-MOODE		3,317,052.44		3,317,052.44	2,416,277.16	992,033.30			3,408,310.46									
DEPARTMENT OF EDUCATION - SCHOOLS DIVISION OF BACOR CITY		104,656.20		104,656.20	9,020.60	6,792.20			15,812.80									
CSE-MOODE		104,656.20		104,656.20	9,020.60	6,792.20			15,812.80									
DEPARTMENT OF EDUCATION - SCHOOLS DIVISION OF MEYCAUAYAN CITY		217,833.67		217,833.67	61,207.01	61,207.01			122,414.02									
CSE-MOODE		217,833.67		217,833.67	61,207.01	61,207.01			122,414.02									
DEPARTMENT OF EDUCATION-MAIN		1,238,533.60		1,238,533.60														
CSE-CO		1,238,533.60		1,238,533.60														
DEPARTMENT OF ENERGY		12,008,104.07		12,008,104.07		10,652,490.58			10,652,490.58								10,652,490.58	
SOFTWARE-MOODE		12,008,104.07		12,008,104.07		10,652,490.58			10,652,490.58								10,652,490.58	
DEPARTMENT OF ENERGY		15,771,919.09		15,771,919.09	8,198,220.75	3,412,693.57			11,610,914.32								11,610,914.32	
CSE-MOODE		15,771,919.09		15,771,919.09	8,198,220.75	3,412,693.57			11,610,914.32								11,610,914.32	
DEPARTMENT OF ENVIRONMENT AND NATURAL RES. - CENRO CALAUAG		265,871.55		265,871.55	184,267.68	76,558.16			260,825.84								260,825.84	
CSE-MOODE		265,871.55		265,871.55	184,267.68	76,558.16			260,825.84								260,825.84	
DEPARTMENT OF ENVIRONMENT AND NATURAL RES. - PENRO CAVITE		23,285.84		23,285.84	16,554.62	21,381.31			37,935.93								37,935.93	
CSE-MOODE		23,285.84		23,285.84	16,554.62	21,381.31			37,935.93								37,935.93	
DEPARTMENT OF ENVIRONMENT AND NATURAL RES. - PENRO, BOAC						241,589.70			241,589.70								241,589.70	
CSE-MOODE						241,589.70			241,589.70								241,589.70	
DEPARTMENT OF ENVIRONMENT AND NATURAL RES. - REGION IV MIMAROPA		3,064,819.47		3,064,819.47		210,633.47			210,633.47								210,633.47	
CSE-MOODE		3,064,819.47		3,064,819.47		210,633.47			210,633.47								210,633.47	
GFA-MOODE		213,488.38		213,488.38														
DEPARTMENT OF ENVIRONMENT AND NATURAL RESOURCES - CENRO, CATANA		298,383.30		298,383.30	131,758.72				131,758.72								131,758.72	
CSE-MOODE		298,383.30		298,383.30	131,758.72				131,758.72								131,758.72	
DEPARTMENT OF ENVIRONMENT AND NATURAL RESOURCES - CENRO, REAL		49,993.90		49,993.90	49,975.53				49,975.53								49,975.53	
CSE-MOODE		49,993.90		49,993.90	49,975.53				49,975.53								49,975.53	
DEPARTMENT OF ENVIRONMENT AND NATURAL RESOURCES - COMPOSTELA		27,337.97		27,337.97														
GFA-MOODE		27,337.97		27,337.97														
DEPARTMENT OF ENVIRONMENT AND NATURAL RESOURCES - NCR		2,384,149.95		2,384,149.95	2,222,766.06	616,099.10			2,838,865.16								2,838,865.16	
CSE-MOODE		2,384,149.95		2,384,149.95	2,222,766.06	616,099.10			2,838,865.16								2,838,865.16	
GFA-MOODE						251,409.75			251,409.75								251,409.75	
DEPARTMENT OF ENVIRONMENT AND NATURAL RESOURCES - PENRO, RIZAL		259,255.64		259,255.64	133,489.86	102,928.17			236,418.03								236,418.03	
CSE-MOODE		259,255.64		259,255.64	133,489.86	102,928.17			236,418.03								236,418.03	
DEPARTMENT OF FINANCE		10,377,569.39		10,377,569.39		2,737,002.49			2,737,002.49								2,737,002.49	
SOFTWARE-MOODE		10,377,569.39		10,377,569.39		2,737,002.49			2,737,002.49								2,737,002.49	
DEPARTMENT OF FINANCE		17,071,514.76		17,071,514.76	12,260,143.49	5,093,801.10			17,353,944.59								17,353,944.59	
CSE-MOODE		17,071,514.76		17,071,514.76	12,260,143.49	5,093,801.10			17,353,944.59								17,353,944.59	
DEPARTMENT OF FOREIGN AFFAIRS - MAIN		4,638,615.31		4,638,615.31	1,691,720.47	1,429,958.04			3,121,678.51								3,121,678.51	
CSE-MOODE		4,638,615.31		4,638,615.31	1,691,720.47	1,429,958.04			3,121,678.51								3,121,678.51	
DEPARTMENT OF FOREIGN AFFAIRS CONSULAR OFFICE - MALOLOS		0.08		0.08													0.08	
SOFTWARE-MOODE		0.08		0.08													0.08	
DEPARTMENT OF FOREIGN AFFAIRS CONSULAR OFFICE SAN PABLO CITY		48,367.78		48,367.78	47,551.38				47,551.38								47,551.38	
CSE-MOODE		48,367.78		48,367.78	47,551.38				47,551.38								47,551.38	
DEPARTMENT OF FOREIGN AFFAIRS, CONSULAR OFFICE LUCENA		250,809.13		250,809.13	107,231.45	84,379.58			191,611.03								191,611.03	
CSE-MOODE		250,809.13		250,809.13	107,231.45	84,379.58			191,611.03								191,611.03	
DEPARTMENT OF HEALTH - DRUG ABUSE TREATMENT AND REHABILITATION CENTER		314,083.82		314,083.82	97,572.27	31,425.60			128,997.87								128,997.87	
CSE-MOODE		314,083.82		314,083.82	97,572.27	31,425.60			128,997.87								128,997.87	
DEPARTMENT OF HEALTH - MAIN		774,404,933.19		774,404,933.19	542,285,347.43				542,285,347.43								542,285,347.43	
CSE-MOODE		774,404,933.19		774,404,933.19	542,285,347.43				542,285,347.43								542,285,347.43	
SOFTWARE-MOODE		14,895,262.79		14,895,262.79	14,775,677.03				14,775,677.03								14,775,677.03	
DEPARTMENT OF HEALTH - MAIN		77,170,650.00		77,170,650.00	2,320,406.63				2,320,406.63								2,320,406.63	
CSE-MOODE		77,170,650.00		77,170,650.00	2,320,406.63				2,320,406.63								2,320,406.63	
DEPARTMENT OF HEALTH - NCR REGIONAL OFFICE(DOH-NCR)		573,485.91		573,485.91	113,513.90	352,229.26			465,743.16								465,743.16	
CSE-MOODE		573,485.91		573,485.91	113,513.90	352,229.26			465,743.16								465,743.16	
DEPARTMENT OF HEALTH - REGION IV-B		235,951.95		235,951.95														
CSE-MOODE		235,951.95		235,951.95														
DEPARTMENT OF HEALTH - TREATMENT AND REHABILITATION CENTER - ARGAO		46,560.07		46,560.07		42,025.83			42,025.83								42,025.83	
GFA-MOODE		46,560.07		46,560.07		42,025.83			42,025.83								42,025.83	
DEPARTMENT OF HEALTH - TREATMENT AND REHABILITATION CENTER - BICUT		4,443,492.38		4,443,492.38	3,572,147.03	316,652.90			3,888,799.93								3,888,799.93	
CSE-MOODE		4,443,492.38		4,443,492.38	3,572,147.03	316,652.90			3,888,799.93								3,888,799.93	
Department of Human Settlements and Urban Development		904,965.21		904,965.21	474,532.46	145,776.64			620,309.10								620,309.10	
CSE-MOODE		904,965.21		904,965.21	474,532.46	145,776.64			620,309.10								620,309.10	
DEPARTMENT OF HUMAN SETTLEMENTS AND URBAN DEVELOPMENT NCR		200,000.00		200,000.00	192,541.08	7,454.25			199,995.33								199,995.33	
CSE-MOODE		200,000.00		200,000.00	192,541.08	7,454.25			199,995.33								199,995.33	
DEPARTMENT OF INFORMATION & COMMUNICATIONS TECHNOLOGY - MINDANA		126,036.69		126,036.69		8,153.55			8,153.55								8,153.55	
GFA-MOODE		126,036.69		126,036.69		8,153.55			8,153.55								8,153.55	
DEPARTMENT OF INFORMATION AND COMMUNICATION TECHNOLOGY-CLUSTER		1,300,000.00		1,300,000.00	107,434.76	200,689.55			308,124.31								308,124.31	
GFA-MOODE		1,300,000.00		1,300,000.00	107,434.76	200,689.55			308,124.31								308,124.31	
DEPARTMENT OF INFORMATION AND COMMUNICATIONS TECHNOLOGY		41,806.54		41,806.54														
SOFTWARE-MOODE		41,806.54		41,806.54														
DEPARTMENT OF INFORMATION AND COMMUNICATIONS TECHNOLOGY		5,213,074.16		5,213,074.16	4,847,946.82				4,847,946.82								4,847,946.82	
SOFTWARE-MOODE		5,213,074.16		5,213,074.16	4,847,946.82				4,847,946.82								4,847,946.82	
DEPARTMENT OF INFORMATION AND COMMUNICATIONS TECHNOLOGY		42,007,220.42		42,007,220.42	35,085,338.29	728,836.48												

Source Agencies and Projects	UACS CODE	Approved Budget			Utilizations					Disbursements				BALANCES			
		Approved Budgeted Revenue/Receipts	Adjustments (Additions, Reductions, Modifications/Augmentations)	Adjusted Budgeted Revenue	1st Quarter Ending 'March 31	2nd Quarter Ending 'June 30	3rd Quarter Ending 'Sept. 30	4th Quarter Ending 'Dec. 31	Total	1st Quarter Ending 'March 31	2nd Quarter Ending 'June 30	3rd Quarter Ending 'Sept. 30	4th Quarter Ending 'Dec. 31	Total	Unutilized Budget	Unpaid Utilizations	
																Due and Demandable/Accounts Payable	Not Yet Due and Demandable
1	2	3	4	5=(3+4)	6	7	8	9	10=(6+7+8+9)	11	12	13	14	15=(11+12+13+14)	16=(5-10)	17	18
SOFTWARE-MOOE		160,211.71		160,211.71											160,211.71		
DEPARTMENT OF INTERIOR AND LOCAL GOVERNMENT		220,155.01		220,155.01											220,155.01		
SOFTWARE-MOOE		220,155.01		220,155.01											220,155.01		
DEPARTMENT OF JUSTICE		20,411.09		20,411.09											20,411.09		
SOFTWARE-MOOE		20,411.09		20,411.09											20,411.09		
DEPARTMENT OF JUSTICE		29,614,844.83		29,614,844.83	16,768,623.54	4,646,994.14			21,415,617.68					8,199,227.15		21,415,617.68	
CSE-MOOE		21,151,977.42		21,151,977.42	16,016,677.67	3,626,697.61			19,643,375.28					1,508,602.14		19,643,375.28	
GFA-MOOE		8,462,867.41		8,462,867.41	751,945.87	1,020,296.53			1,772,242.40					6,690,625.01		1,772,242.40	
DEPARTMENT OF JUSTICE - REGION IV-A - OFFICE OF THE REGIONAL PROSECUTOR		1,193,142.73		1,193,142.73	867,916.84	867,916.84			867,916.84					325,225.89		867,916.84	
CSE-MOOE		1,193,142.73		1,193,142.73	867,916.84	867,916.84			867,916.84					325,225.89		867,916.84	
DEPARTMENT OF LABOR AND EMPLOYMENT		476,437.83		476,437.83											476,437.83		
SOFTWARE-MOOE		476,437.83		476,437.83											476,437.83		
DEPARTMENT OF LABOR AND EMPLOYMENT - MAIN		31,904,719.95		31,904,719.95	21,789,733.97	9,465,091.35			31,254,825.32		285,863.33			285,863.33	26,332,752.77	4,636,209.22	
CSE-MOOE		31,904,719.95		31,904,719.95	21,789,733.97	9,465,091.35			31,254,825.32		285,863.33			285,863.33	26,332,752.77	4,636,209.22	
DEPARTMENT OF LABOR AND EMPLOYMENT - MAIN		4,698,895.97		4,698,895.97	4,696,217.97	4,696,217.97			4,696,217.97						2,678.00	4,696,217.97	
CSE-MOOE		4,698,895.97		4,698,895.97	4,696,217.97	4,696,217.97			4,696,217.97						2,678.00	4,696,217.97	
DEPARTMENT OF LABOR AND EMPLOYMENT - NCR		1,870,423.68		1,870,423.68		1,828,384.10			1,828,384.10						42,039.58	1,828,384.10	
SOFTWARE-MOOE		1,870,423.68		1,870,423.68		1,828,384.10			1,828,384.10						42,039.58	1,828,384.10	
DEPARTMENT OF LABOR AND EMPLOYMENT - NCR		4,680,000.00		4,680,000.00	4,847,421.93	4,847,421.93			4,847,421.93						(167,421.93)	4,847,421.93	
CSE-MOOE		4,680,000.00		4,680,000.00	4,847,421.93	4,847,421.93			4,847,421.93						(167,421.93)	4,847,421.93	
DEPARTMENT OF LABOR AND EMPLOYMENT - REGION IV-B		162,986.75		162,986.75	17,918.91	244,103.94			262,022.85						(99,036.10)	262,022.85	
GFA-MOOE		162,986.75		162,986.75	17,918.91	244,103.94			262,022.85						(99,036.10)	262,022.85	
DEPARTMENT OF NATIONAL DEFENSE - GOVERNMENT ARSENAL BATAAN		386,402.76		386,402.76	386,402.76	386,402.76			386,402.76						0.02	386,402.76	
CSE-MOOE		386,402.76		386,402.76	386,402.76	386,402.76			386,402.76						0.02	386,402.76	
DEPARTMENT OF NATIONAL DEFENSE - PROCUREMENT UNIT		18,329.28		18,329.28											18,329.28		
SOFTWARE-MOOE		18,329.28		18,329.28											18,329.28		
DEPARTMENT OF NATIONAL DEFENSE - PROCUREMENT UNIT		773,789.33		773,789.33	540,396.14	57,960.52			598,356.66						175,432.67	598,356.66	
CSE-MOOE		773,789.33		773,789.33	540,396.14	57,960.52			598,356.66						175,432.67	598,356.66	
DEPARTMENT OF PUBLIC WORKS AND HIGHWAYS - BATANGAS 3RD ED		392,260.65		392,260.65	392,260.65	392,260.65			392,260.65						8.94	392,260.65	
CSE-MOOE		392,260.65		392,260.65	392,260.65	392,260.65			392,260.65						8.94	392,260.65	
DEPARTMENT OF PUBLIC WORKS AND HIGHWAYS - CARMONA						29,763.95			29,763.95						(29,763.95)	29,763.95	
CSE-MOOE						29,763.95			29,763.95						(29,763.95)	29,763.95	
DEPARTMENT OF PUBLIC WORKS AND HIGHWAYS - LAGUNA 1ST ED		834,150.90		834,150.90	732,366.02	227,155.00			959,521.02						(125,370.12)	959,521.02	
CSE-MOOE		834,150.90		834,150.90	732,366.02	227,155.00			959,521.02						(125,370.12)	959,521.02	
DEPARTMENT OF PUBLIC WORKS AND HIGHWAYS - LAS PINAS-MUNTINLUPA DE		388,650.10		388,650.10	141,236.58	3,602.14			144,838.72						243,811.38	144,838.72	
CSE-MOOE		388,650.10		388,650.10	141,236.58	3,602.14			144,838.72						243,811.38	144,838.72	
DEPARTMENT OF PUBLIC WORKS AND HIGHWAYS - MADR		11,315,332.08		11,315,332.08	7,529,796.30	1,187,002.64			8,716,798.94		7,214,071.44			7,214,071.44	2,598,533.14	1,475,565.80	
SOFTWARE-MOOE		11,315,332.08		11,315,332.08	7,529,796.30	1,187,002.64			8,716,798.94		7,214,071.44			7,214,071.44	2,598,533.14	1,475,565.80	
DEPARTMENT OF PUBLIC WORKS AND HIGHWAYS - MAIN		31,131,396.29		31,131,396.29	4,563,177.65	12,544,428.55			17,107,606.20						14,023,790.09	17,107,606.20	
CSE-MOOE		31,131,396.29		31,131,396.29	4,563,177.65	12,544,428.55			17,107,606.20						14,023,790.09	17,107,606.20	
DEPARTMENT OF PUBLIC WORKS AND HIGHWAYS - MALADON-NAVOTAS SD		390,377.17		390,377.17	383,459.44	6,910.85			390,370.29						6.88	390,370.29	
CSE-MOOE		390,377.17		390,377.17	383,459.44	6,910.85			390,370.29						6.88	390,370.29	
DEPARTMENT OF PUBLIC WORKS AND HIGHWAYS - METRO MANILA 1ST ED		2,828,822.84		2,828,822.84	1,854,234.66	490,784.96			2,345,019.62						483,803.22	2,345,019.62	
CSE-MOOE		2,828,822.84		2,828,822.84	1,854,234.66	490,784.96			2,345,019.62						483,803.22	2,345,019.62	
DEPARTMENT OF PUBLIC WORKS AND HIGHWAYS - METRO MANILA 3RD ED		556,639.38		556,639.38	182,508.10	93,487.90			275,996.00						280,643.38	275,996.00	
CSE-MOOE		556,639.38		556,639.38	182,508.10	93,487.90			275,996.00						280,643.38	275,996.00	
DEPARTMENT OF PUBLIC WORKS AND HIGHWAYS - MINDORO OCCIDENTAL DEO		527,089.00		527,089.00	521,705.80	5,383.20			521,705.80						5,383.20	521,705.80	
CSE-MOOE		527,089.00		527,089.00	521,705.80	5,383.20			521,705.80						5,383.20	521,705.80	
DEPARTMENT OF PUBLIC WORKS AND HIGHWAYS - NCR		1,754,460.51		1,754,460.51	573,885.64	1,180,520.97			1,754,406.61						53.90	1,754,406.61	
CSE-MOOE		1,754,460.51		1,754,460.51	573,885.64	1,180,520.97			1,754,406.61						53.90	1,754,406.61	
DEPARTMENT OF PUBLIC WORKS AND HIGHWAYS - NORTH METRO MANILA DEO		1,210,109.43		1,210,109.43	772,849.87	251,351.30			1,024,201.17						185,908.26	1,024,201.17	
CSE-MOOE		1,210,109.43		1,210,109.43	772,849.87	251,351.30			1,024,201.17						185,908.26	1,024,201.17	
DEPARTMENT OF PUBLIC WORKS AND HIGHWAYS - QUEZON 1ST ED		1,483,063.91		1,483,063.91	1,373,577.10	109,486.81			1,373,577.10						109,486.81	1,373,577.10	
CSE-MOOE		1,483,063.91		1,483,063.91	1,373,577.10	109,486.81			1,373,577.10						109,486.81	1,373,577.10	
DEPARTMENT OF PUBLIC WORKS AND HIGHWAYS - QUEZON 4TH ED		492,670.17		492,670.17	404,430.85	88,239.32			404,430.85						88,239.32	404,430.85	
CSE-MOOE		492,670.17		492,670.17	404,430.85	88,239.32			404,430.85						88,239.32	404,430.85	
DEPARTMENT OF PUBLIC WORKS AND HIGHWAYS - REGION IV-A		1,581,247.66		1,581,247.66	1,230,062.41	2,477,808.38			2,477,808.38						(896,560.72)	2,477,808.38	
CSE-MOOE		1,581,247.66		1,581,247.66	1,230,062.41	2,477,808.38			2,477,808.38						(896,560.72)	2,477,808.38	
DEPARTMENT OF PUBLIC WORKS AND HIGHWAYS - REGION IV-B		1,006,511.98		1,006,511.98	572,158.66	362,533.94			934,692.60						71,819.38	934,692.60	
CSE-MOOE		1,006,511.98		1,006,511.98	572,158.66	362,533.94			934,692.60						71,819.38	934,692.60	
DEPARTMENT OF PUBLIC WORKS AND HIGHWAYS - RIZAL 1ST ED		395,061.57		395,061.57	395,057.51	4.06			395,057.51						4.06	395,057.51	
CSE-MOOE		395,061.57		395,061.57	395,057.51	4.06			395,057.51						4.06	395,057.51	
DEPARTMENT OF SCIENCE AND TECHNOLOGY		56,521.77		56,521.77		51,949.65			51,949.65						4,572.12	51,949.65	
SOFTWARE-MOOE		56,521.77		56,521.77		51,949.65			51,949.65						4,572.12	51,949.65	
DEPARTMENT OF SCIENCE AND TECHNOLOGY		14,467.90		14,467.90	1,507.21				1,507.21						12,960.69	1,507.21	
SOFTWARE-MOOE		14,467.90		14,467.90	1,507.21				1,507.21						12,960.69	1,507.21	
DEPARTMENT OF SCIENCE AND TECHNOLOGY		4,165,186.63		4,165,186.63	1,970,474.13	1,753,547.83			3,724,021.96						441,164.67	3,724,021.96	
CSE-MOOE		4,165,186.63		4,165,186.63	1,970,474.13	1,753,547.83			3,724,021.96						441,164.67	3,724,021.96	
GFA-MOOE		1,998,686.63		1,998,686.63	1,467,212.78	863,164.46			2,330,377.24						(331,690.61)	2,330,377.24	
DEPARTMENT OF SCIENCE AND TECHNOLOGY - REGION XII		2,166,500.00		2,166,500.00	503,261.35	890,383.37			1,393,644.72						772,855.28	1,393,644.72	
SOFTWARE-MOOE		130,860.72		130,860.72					130,860.09						0.63	130,860.09	
CSE-MOOE		130,860.72		130,860.72					130,860.09						0.63	130,860.09	
DEPARTMENT OF SCIENCE AND TECHNOLOGY - NCR		1,347,111.32		1,347,111.32	48,018.36	1,262,297.05			1,310,315.41						36,795.91	1,262,297.05	
SOFTWARE-MOOE		1,347,111.32		1,347,111.32	48,018.36	1,262,297.05			1,310,315.41						36,795.91	1,262,297.05	
DEPARTMENT OF SCIENCE AND TECHNOLOGY - NCR		718,093.00		718,093.00	666,116.92	37,123.85			703,240.77						14,852.23	703,240.77	
CSE-MOOE		718,093.00		718,093.00	666,116.92	37,123.85											

Source Agencies and Projects	UACS CODE	Approved Budget			Utilizations					Disbursements					BALANCES		
		Approved Budgeted Revenue/Receipts	Adjustments (Additions, Reductions, Modifications/Augmentations)	Adjusted Budgeted Revenue	1st Quarter Ending March 31	2nd Quarter Ending June 30	3rd Quarter Ending Sept. 30	4th Quarter Ending Dec. 31	Total	1st Quarter Ending March 31	2nd Quarter Ending June 30	3rd Quarter Ending Sept. 30	4th Quarter Ending Dec. 31	Total	Unutilized Budget	Unpaid Utilizations	
																Due and Demandable/Accounts Payable	Not Yet Due and Demandable
1	2	3	4	5=3+4	6	7	8	9	10=(6+7+8+9)	11	12	13	14	15=(11+12+13+14)	16=(5-10)	17	18
CSE-MOOE		22,879.93		22,879.93	21,725.50				21,725.50					-	1,154.43		21,725.50
DEPARTMENT OF SCIENCE AND TECHNOLOGY - REGION IX		197,272.96		197,272.96					112,318.93					-	84,954.03		112,318.93
GFA-MOOE		197,272.96		197,272.96					112,318.93					-	84,954.03		112,318.93
DEPARTMENT OF SCIENCE AND TECHNOLOGY - ROI		196,491.34		196,491.34					196,491.34					-	-	196,491.34	-
SOFTWARE-MOOE		196,491.34		196,491.34					196,491.34					-	-	196,491.34	-
DEPARTMENT OF SCIENCE AND TECHNOLOGY REGIONAL FIELD OFFICE X		161,702.64		161,702.64	161,702.64				161,702.64					-	-	161,702.64	-
SOFTWARE-MOOE		161,702.64		161,702.64	161,702.64				161,702.64					-	-	161,702.64	-
DEPARTMENT OF SOCIAL WELFARE AND DEVELOPMENT - ELSIE GACHES		199,995.96		199,995.96					191,466.26					-	-	161,702.64	-
CSE-MOOE		199,995.96		199,995.96					191,466.26					-	-	161,702.64	-
DEPARTMENT OF SOCIAL WELFARE AND DEVELOPMENT - FIELD OFFICE RXIII		253,289.00		253,289.00				250,684.51						-	8,529.70		191,466.26
SOFTWARE-MOOE		253,289.00		253,289.00				250,684.51						-	8,529.70		191,466.26
DEPARTMENT OF SOCIAL WELFARE AND DEVELOPMENT - MAIN		696,518.71		696,518.71					2,604.49					-	250,684.51		-
SOFTWARE-MOOE		696,518.71		696,518.71					2,604.49					-	250,684.51		-
DEPARTMENT OF SOCIAL WELFARE AND DEVELOPMENT - MAIN		30,064,774.48		30,064,774.48	24,126,103.16	1,907,062.40			26,033,165.56					-	696,518.71		-
CSE-MOOE		30,064,774.48		30,064,774.48	24,126,103.16	1,907,062.40			26,033,165.56					-	696,518.71		-
DEPARTMENT OF SOCIAL WELFARE AND DEVELOPMENT - NAYON NG KABATAA		128,443.47		128,443.47					4,031,608.92					-	26,033,165.56		26,033,165.56
CSE-MOOE		128,443.47		128,443.47					4,031,608.92					-	26,033,165.56		26,033,165.56
DEPARTMENT OF SOCIAL WELFARE AND DEVELOPMENT - NCR		6,353,672.45		6,353,672.45	5,088,305.33	1,199,587.17			6,287,892.50					-	24,103.96		104,339.51
CSE-MOOE		6,353,672.45		6,353,672.45	5,088,305.33	1,199,587.17			6,287,892.50					-	24,103.96		104,339.51
DEPARTMENT OF SOCIAL WELFARE AND DEVELOPMENT - REGION IV-A		1,460,737.46		1,460,737.46	1,129,221.66	700,243.18			1,829,464.84					-	65,779.95		6,287,892.50
CSE-MOOE		1,460,737.46		1,460,737.46	1,129,221.66	700,243.18			1,829,464.84					-	65,779.95		6,287,892.50
GFA-MOOE									1,657,858.12					-	(368,727.38)		1,829,464.84
DEPARTMENT OF SOCIAL WELFARE AND DEVELOPMENT - REGION IV-B		1,487,588.34		1,487,588.34	535,887.00	168,349.92			704,236.92					-	(171,606.72)		1,71,606.72
CSE-MOOE		1,487,588.34		1,487,588.34	535,887.00	168,349.92			704,236.92					-	(171,606.72)		1,71,606.72
GFA-MOOE		429,593.89		429,593.89	215,355.99	168,349.92			383,705.91					-	783,351.42		704,236.92
DEPARTMENT OF SOCIAL WELFARE AND DEVELOPMENT - REGION XI		1,057,994.45		1,057,994.45	320,531.01				320,531.01					-	45,887.98		383,705.91
CSE-MOOE		1,057,994.45		1,057,994.45	320,531.01				320,531.01					-	45,887.98		383,705.91
DEPARTMENT OF Social Welfare and Development - Sanctuary Center		800,000.00		800,000.00					392,963.08					-	407,036.92		320,531.01
GFA-MOOE		800,000.00		800,000.00					392,963.08					-	407,036.92		320,531.01
DEPARTMENT OF SOCIAL WELFARE AND DEVELOPMENT (IV-B PANTAWID) - MA		115,929.07		115,929.07	70,564.82				70,564.82					-	45,364.25		392,963.08
CSE-MOOE		115,929.07		115,929.07	70,564.82				70,564.82					-	45,364.25		392,963.08
DEPARTMENT OF SOCIAL WELFARE AND DEVELOPMENT (IV-B PANTAWID) - MA		883,847.89		883,847.89	186,799.22			634,369.83	821,169.05					-	62,678.84		70,564.82
GFA-MOOE		883,847.89		883,847.89	186,799.22			634,369.83	821,169.05					-	62,678.84		70,564.82
DEPARTMENT OF SOCIAL WELFARE AND DEVELOPMENT (PANTAWID PAMILYA P		353,611.21		353,611.21	353,651.73				353,651.73					-	(40.52)		821,169.05
CSE-MOOE		353,611.21		353,611.21	353,651.73				353,651.73					-	(40.52)		821,169.05
DEPARTMENT OF THE INTERIOR AND LOCAL GOVERNMENT		17,926,740.00		17,926,740.00					353,651.73					-	(40.52)		353,651.73
SOFTWARE-MOOE		17,926,740.00		17,926,740.00					353,651.73					-	(40.52)		353,651.73
DEPARTMENT OF THE INTERIOR AND LOCAL GOVERNMENT		1,645,656.68		1,645,656.68					-					-	17,926,740.00		-
CSE-MOOE		1,645,656.68		1,645,656.68					-					-	17,926,740.00		-
DEPARTMENT OF THE INTERIOR AND LOCAL GOVERNMENT		68,099,609.51		68,099,609.51	37,626,569.89	18,929,896.99			56,556,466.88					-	1,645,656.68		-
CSE-MOOE		68,099,609.51		68,099,609.51	37,626,569.89	18,929,896.99			56,556,466.88					-	1,645,656.68		-
DEPARTMENT OF THE INTERIOR AND LOCAL GOVERNMENT - NCR		30,237.58		30,237.58					56,556,466.88					-	11,543,142.63		56,556,466.88
CSE-MOOE		30,237.58		30,237.58					56,556,466.88					-	11,543,142.63		56,556,466.88
DEPARTMENT OF THE INTERIOR AND LOCAL GOVERNMENT - RV - A		938,940.53		938,940.53	430,915.23	133,063.17			553,978.40					-	30,237.58		-
CSE-MOOE		938,940.53		938,940.53	430,915.23	133,063.17			553,978.40					-	30,237.58		-
DEPARTMENT OF THE INTERIOR AND LOCAL GOVERNMENT - RV - B		84,106.31		84,106.31	74,904.88	7,876.96			82,781.84					-	384,962.13		553,978.40
CSE-MOOE		84,106.31		84,106.31	74,904.88	7,876.96			82,781.84					-	384,962.13		553,978.40
DEPARTMENT OF TOURISM		5,908.12		5,908.12					82,781.84					-	1,324.47		82,781.84
SOFTWARE-MOOE		5,908.12		5,908.12					82,781.84					-	1,324.47		82,781.84
DEPARTMENT OF TOURISM		2,542,393.40		2,542,393.40	244,203.63	3,016,337.23			3,260,540.86					-	5,908.12		-
CSE-MOOE		2,542,393.40		2,542,393.40	244,203.63	3,016,337.23			3,260,540.86					-	5,908.12		-
GFA-MOOE		750,234.66		750,234.66		259,669.74			503,869.74					-	(718,147.46)		3,260,540.86
DEPARTMENT OF TOURISM - INTRAMUROS ADMINISTRATION		1,792,158.74		1,792,158.74		2,756,671.12			2,756,671.12					-	246,364.92		503,869.74
CSE-MOOE		1,792,158.74		1,792,158.74		2,756,671.12			2,756,671.12					-	246,364.92		503,869.74
DEPARTMENT OF TOURISM - NCR		592,900.33		592,900.33	454,653.40	103,637.04			558,290.44					-	(964,512.38)		2,756,671.12
CSE-MOOE		592,900.33		592,900.33	454,653.40	103,637.04			558,290.44					-	(964,512.38)		2,756,671.12
DEPARTMENT OF TOURISM - NCR		190,504.86		190,504.86	7,709.30	49,083.83			40,009.13					-	34,609.89		558,290.44
CSE-MOOE		190,504.86		190,504.86	7,709.30	49,083.83			40,009.13					-	34,609.89		558,290.44
GFA-MOOE									9,074.70					-	141,421.03		49,083.83
DEPARTMENT OF TOURISM - REGION III		9,427.70		9,427.70		11,907.82			11,907.82					-	150,495.73		40,009.13
CSE-MOOE		9,427.70		9,427.70		11,907.82			11,907.82					-	150,495.73		40,009.13
GFA-MOOE									9,074.70					-	(9,074.70)		9,074.70
DEPARTMENT OF TOURISM - REGION IV-B MIMAROPA		410,110.88		410,110.88		112,651.85			112,651.85					-	(2,480.12)		11,907.82
CSE-MOOE		410,110.88		410,110.88		112,651.85			112,651.85					-	(2,480.12)		11,907.82
GFA-MOOE									9,074.70					-	9,427.70		9,427.70
DEPARTMENT OF TRADE AND INDUSTRY - BATANGAS		31,528.46		31,528.46	7,308.56	38,912.98			36,221.54					-	(11,907.82)		11,907.82
CSE-MOOE		31,528.46		31,528.46	7,308.56	38,912.98			36,221.54					-	(11,907.82)		11,907.82
ENT OF TRADE		26,000.00		26,000.00	18,970.27	18,970.27			18,970.27					-	297,459.03		112,651.85
CSE-MOOE		26,000.00		26,000.00	18,970.27	18,970.27			18,970.27					-	297,459.03		112,651.85
DEPARTMENT OF TRADE AND INDUSTRY - LAGUNA PROVINCIAL OFFICE		196,660.64		196,660.64	145,970.40	20,											



Source Agencies and Projects	UACS CODE	Approved Budget			Utilizations					Disbursements					BALANCES		
		Approved Budgeted Revenue/Receipts	(Additions, Reductions, Modifications/Augmentations)	Adjusted Budgeted Revenue	1st Quarter Ending 'March 31	2nd Quarter Ending 'June 30	3rd Quarter Ending 'Sept. 30	4th Quarter Ending 'Dec. 31	Total	1st Quarter Ending 'March 31	2nd Quarter Ending 'June 30	3rd Quarter Ending 'Sept. 30	4th Quarter Ending 'Dec. 31	Total	Unutilized Budget	Unpaid Utilizations	
																Due and Demandable / Accounts Payable	Not Yet Due and Demandable
1	2	3	4	5-(3+4)	6	7	8	9	10-(6+7+8+9)	11	12	13	14	15-(11-12-13+14)	16-(5-10)	17	18
DRUG TREATMENT AND REHABILITATION CENTER - QUEZON CITY		199,527.66		199,527.66	50,323.72				50,323.72						149,203.94		
CSE-MOOE		199,527.66		199,527.66	50,323.72				50,323.72						149,203.94		50,323.72
DSWD-FIELD OFFICE 02		634,019.12		634,019.12	621,468.53				621,468.53						12,550.59		
SOFTWARE-MOOE		634,019.12		634,019.12	621,468.53				621,468.53						12,550.59		621,468.53
DTI-BOARD OF INVESTMENTS		6,220,308.42		6,220,308.42	2,618,485.21		3,151,083.17		5,769,568.38						450,740.04		
SOFTWARE-MOOE		6,220,308.42		6,220,308.42	2,618,485.21		3,151,083.17		5,769,568.38						450,740.04		5,769,568.38
DTI-BOARD OF INVESTMENTS		2,502,985.65		2,502,985.65	1,802,985.65		655,023.13		2,458,008.78						44,976.87		
CSE-MOOE		2,502,985.65		2,502,985.65	1,802,985.65		655,023.13		2,458,008.78						44,976.87		2,458,008.78
DUTY FREE PHILIPPINES		1,144,584.54		1,144,584.54	1,103,143.37				1,103,143.37						41,441.17	1,103,143.37	
SOFTWARE-MOOE		1,144,584.54		1,144,584.54	1,103,143.37				1,103,143.37						41,441.17	1,103,143.37	
Duty Free Philippines, Corp.		433.30		433.30											433.30		
SOFTWARE-MOOE		433.30		433.30											433.30		
EARLY CHILDHOOD CARE AND DEVELOPMENT COUNCIL		427,319.35		427,319.35	82,177.50		462,331.40		544,508.90						(117,189.55)		544,508.90
CSE-MOOE		427,319.35		427,319.35	82,177.50		462,331.40		544,508.90						(117,189.55)		544,508.90
GFA-MOOE		300,000.00		300,000.00			49,620.30		49,620.30						2,430.75		124,888.60
SOFTWARE-MOOE		300,000.00		300,000.00			49,620.30		49,620.30						(119,620.30)		419,620.30
MEDICAL		9,034,981.50		9,034,981.50	7,469,127.02		1,444,018.63		8,913,145.65						121,835.85		8,913,145.65
CSE-MOOE		9,034,981.50		9,034,981.50	7,469,127.02		1,444,018.63		8,913,145.65						121,835.85		8,913,145.65
MS		700,000.00		700,000.00	275,562.16		615,147.23		890,709.39						(190,709.39)		890,709.39
RESEARC		700,000.00		700,000.00	275,562.16		615,147.23		890,709.39						(190,709.39)		890,709.39
GFA-MOOE		20,000.00		20,000.00	976.59				976.59						19,023.41		976.59
ELPIDIO QUIRINO HIGH SCHOOL, MANILA		20,000.00		20,000.00	976.59				976.59						19,023.41		976.59
CSE-MOOE		20,000.00		20,000.00	976.59				976.59						19,023.41		976.59
EMPLOYEES' COMPENSATION COMMISSION		831,662.96		831,662.96	376,722.16		267,166.46		644,088.62						187,574.34		644,088.62
CSE-MOOE		831,662.96		831,662.96	376,722.16		267,166.46		644,088.62						187,574.34		644,088.62
ENERGY REGULATORY COMMISSION		15,372,439.39		15,372,439.39	3,303,863.97		1,367,603.68		12,393,293.43						2,452,600.01		12,393,293.43
SOFTWARE-MOOE		15,372,439.39		15,372,439.39	3,303,863.97		1,367,603.68		12,393,293.43						2,452,600.01		12,393,293.43
Energy Regulatory Commission		14,845,893.44		14,845,893.44	11,025,689.75		1,110,803.59		12,136,493.34						(256,800.09)		256,800.09
CSE-MOOE		14,845,893.44		14,845,893.44	11,025,689.75		1,110,803.59		12,136,493.34						(256,800.09)		256,800.09
GFA-MOOE															1.26	295,849.38	
ENVIRONMENTAL MANAGEMENT BUREAU - REGION XI		295,850.64		295,850.64	295,849.38				295,849.38						1.26	295,849.38	
SOFTWARE-MOOE		295,850.64		295,850.64	295,849.38				295,849.38						1.26	295,849.38	
ENVIRONMENTAL MANAGEMENT BUREAU - REG IV - A, CALABARZON		13,822.16		13,822.16											13,822.16		
SOFTWARE-MOOE		13,822.16		13,822.16											13,822.16		
ENVIRONMENTAL MANAGEMENT BUREAU - REG IV - A, CALABARZON		5,519,263.15		5,519,263.15	4,927,922.78		455,134.00		5,383,056.78						136,306.37		5,383,056.78
CSE-MOOE		5,519,263.15		5,519,263.15	4,927,922.78		455,134.00		5,383,056.78						136,306.37		5,383,056.78
ENVIRONMENTAL MANAGEMENT BUREAU - CAR, DENR		48,871.04		48,871.04	61,687.45				61,687.45						(12,816.41)		61,687.45
GFA-MOOE		48,871.04		48,871.04	61,687.45				61,687.45						(12,816.41)		61,687.45
ENVIRONMENTAL MANAGEMENT BUREAU - CARAGA					285,153.40				285,153.40						(285,153.40)		285,153.40
GFA-MOOE					285,153.40				285,153.40						(285,153.40)		285,153.40
ENVIRONMENTAL MANAGEMENT BUREAU - DENR		23,856,582.94		23,856,582.94	15,753,493.80		8,103,089.14		15,753,493.80						15,753,493.80		8,103,089.14
SOFTWARE-MOOE		23,856,582.94		23,856,582.94	15,753,493.80		8,103,089.14		15,753,493.80						15,753,493.80		8,103,089.14
ENVIRONMENTAL MANAGEMENT BUREAU - DENR		7,550,744.31		7,550,744.31	2,048,466.90		5,580,757.32		1,969,986.99						468,403.60		5,580,757.32
CSE-MOOE		7,550,744.31		7,550,744.31	2,048,466.90		5,580,757.32		1,969,986.99						468,403.60		5,580,757.32
GFA-MOOE		4,037,663.97		4,037,663.97	520,931.47				2,569,260.37						111,221.29		2,569,260.37
ENVIRONMENTAL MANAGEMENT BUREAU - NCR, DENR		3,513,080.34		3,513,080.34	3,011,496.95				3,011,496.95						111,221.29		3,011,496.95
CSE-MOOE		3,513,080.34		3,513,080.34	3,011,496.95				3,011,496.95						111,221.29		3,011,496.95
GFA-MOOE		1,459,576.10		1,459,576.10	1,087,042.24				1,087,042.24						(75,726.05)		1,087,042.24
ENVIRONMENTAL MANAGEMENT BUREAU - REG IV - A		1,459,576.10		1,459,576.10	1,087,042.24				1,087,042.24						(75,726.05)		1,087,042.24
SOFTWARE-MOOE		183,789.97		183,789.97	448,259.91				448,259.91						(264,469.94)		448,259.91
ENVIRONMENTAL MANAGEMENT BUREAU - REG IV - B, MIMAROPA		2,042,412.00		2,042,412.00	1,995,536.40				1,995,536.40						46,875.60	1,995,536.40	
SOFTWARE-MOOE		2,042,412.00		2,042,412.00	1,995,536.40				1,995,536.40						46,875.60	1,995,536.40	
ENVIRONMENTAL MANAGEMENT BUREAU - REG IV - B, MIMAROPA		1,487,453.29		1,487,453.29	1,376,232.00				1,376,232.00						111,221.29		1,376,232.00
SOFTWARE-MOOE		1,487,453.29		1,487,453.29	1,376,232.00				1,376,232.00						111,221.29		1,376,232.00
ENVIRONMENTAL MANAGEMENT BUREAU - REG IV - B, MIMAROPA		2,106,801.72		2,106,801.72	517,156.46		687,920.01		1,205,076.47						901,725.25		1,205,076.47
CSE-MOOE		2,106,801.72		2,106,801.72	517,156.46		687,920.01		1,205,076.47						901,725.25		1,205,076.47
GFA-MOOE		1,198,666.40		1,198,666.40	180,328.66		128,003.50		308,332.16						890,334.24		308,332.16
ENVIRONMENTAL MANAGEMENT BUREAU - REGION VII		908,135.32		908,135.32	336,827.80		559,916.51		896,744.31						11,391.01		896,744.31
GFA-MOOE		908,135.32		908,135.32	336,827.80		559,916.51		896,744.31						11,391.01		896,744.31
ENVIRONMENTAL MANAGEMENT BUREAU - REGION X		330,295.68		330,295.68	330,295.68				330,295.68						(85,806.29)		85,806.29
SOFTWARE-MOOE		330,295.68		330,295.68	330,295.68				330,295.68						(85,806.29)		85,806.29
ENVIRONMENTAL MANAGEMENT BUREAU - REGION XI		1,022,763.28		1,022,763.28	148,153.06				148,153.06						874,610.22		148,153.06
GFA-MOOE		1,022,763.28		1,022,763.28	148,153.06				148,153.06						874,610.22		148,153.06
ENVIRONMENTAL MANAGEMENT BUREAU - REGIONAL OFFICE IX		691,975.44		691,975.44	691,975.44				691,975.44								691,975.44
SOFTWARE-MOOE		691,975.44		691,975.44	691,975.44				691,975.44								691,975.44
ENVIRONMENTAL MANAGEMENT BUREAU - RXIII		487,964.40		487,964.40	487,964.40				487,964.40								487,964.40
SOFTWARE-MOOE		487,964.40		487,964.40	487,964.40				487,964.40								487,964.40
ENVIRONMENTAL MANAGEMENT BUREAU REGION VI					93,052.45				93,052.45						(93,052.45)		93,052.45
GFA-MOOE																	

Source Agencies and Projects	UACS CODE	Approved Budget			Utilizations					Disbursements					BALANCES		
		Approved Budgeted Revenue/Receipts	Adjustments (Additions, Reductions, Modifications/Augmentations)	Adjusted Budgeted Revenue	1st Quarter Ending 'March 31	2nd Quarter Ending 'June 30	3rd Quarter Ending 'Sept. 30	4th Quarter Ending 'Dec. 31	Total	1st Quarter Ending 'March 31	2nd Quarter Ending 'June 30	3rd Quarter Ending 'Sept. 30	4th Quarter Ending 'Dec. 31	Total	Unutilized Budget	Unpaid Utilizations	
																Due and Demandable / Accounts Payable	Not Yet Due and Demandable
1	2	3	4	5-(3)-(4)	6	7	8	9	10-(6)-(7)-(8)-(9)	11	12	13	14	15-(11)-(12)-(13)-(14)	16-(5)-(10)	17	18
F. G. CALDERON HIGH SCHOOL		11,873.52		11,873.52	66.14				66.14					-	11,807.38		66.14
CSE-MOOE		11,873.52		11,873.52	66.14				66.14					-	11,807.38		66.14
F. TORRES HIGH SCHOOL		139,981.30		139,981.30	63,854.90	24,992.57			88,847.47					-	51,133.83		88,847.47
CSE-MOOE		139,981.30		139,981.30	63,854.90	24,992.57			88,847.47					-	51,133.83		88,847.47
FAMILY COURT BRANCH 1 - CALOOCAN CITY (FC1)		38,313.00		38,313.00					-					-	38,313.00		-
CSE-MOOE		38,313.00		38,313.00					-					-	38,313.00		-
FERNANDO MA. GUERRERO ELEMENTARY SCHOOL		38,113.51		38,113.51	38,004.31				38,004.31					-	109.20		38,004.31
CSE-MOOE		38,113.51		38,113.51	38,004.31				38,004.31					-	109.20		38,004.31
FERTILIZER AND PESTICIDE AUTHORITY		1,983,341.04		1,983,341.04	1,916,942.56	30,653.30			1,947,595.86					-	35,745.18		1,947,595.86
CSE-MOOE		1,983,341.04		1,983,341.04	1,916,942.56	30,653.30			1,947,595.86					-	35,745.18		1,947,595.86
FLEMING T. LIZAN SENIOR HIGH SCHOOL		21,133.01		21,133.01					17,144.12					-	3,988.89		17,144.12
CSE-MOOE		21,133.01		21,133.01					17,144.12					-	3,988.89		17,144.12
FILM DEVELOPMENT COUNCIL OF THE PHILIPPINES		1,940,852.04		1,940,852.04	90,544.93	942,452.76			1,032,997.69					-	907,854.25		1,032,997.69
CSE-MOOE		1,940,852.04		1,940,852.04	90,544.93	942,452.76			1,032,997.69					-	907,854.25		1,032,997.69
GFA-MOOE		480,521.46		480,521.46		389,791.53			480,336.46					-	185.00		480,336.46
FIRST COMPANY DISTRICT MOBILE FORCE BATTALION (SPD)		1,460,330.58		1,460,330.58		552,661.23			552,661.23					-	907,669.35		552,661.23
CSE-MOOE		29,784.81		29,784.81	11,577.13	18,185.68			29,762.81					-	22.00		29,762.81
FOOD AND DRUG ADMINISTRATION		579,150.41		579,150.41					-					-	579,150.41		-
SOFTWARE-MOOE		579,150.41		579,150.41					-					-	579,150.41		-
FOOD AND DRUG ADMINISTRATION		17,640,374.73		17,640,374.73	3,947,008.98	1,095,715.46			5,042,724.44					-	12,597,650.29		5,042,724.44
CSE-MOOE		14,190,872.85		14,190,872.85	3,947,008.98	1,095,715.46			5,042,724.44					-	9,148,148.41		5,042,724.44
GFA-MOOE		3,449,501.88		3,449,501.88					-					-	3,449,501.88		-
FOOD AND DRUG ADMINISTRATION - CITY OF ZAMBOANGA		188,576.42		188,576.42					-					-	188,576.42		-
GFA-MOOE		188,576.42		188,576.42					-					-	188,576.42		-
FOOD AND NUTRITION RESEARCH INSTITUTE		4,170,756.90		4,170,756.90	1,149,037.59	1,988,377.62			3,137,415.21					-	1,033,341.69		3,137,415.21
CSE-MOOE		670,756.90		670,756.90		661,874.95			661,874.95					-	8,881.95		661,874.95
GFA-MOOE		3,500,000.00		3,500,000.00	1,149,037.59	1,326,502.67			2,475,540.26					-	1,024,459.74		2,475,540.26
FOOD TERMINAL INCORPORATED		66,271.70		66,271.70	10,501.84	56,769.79			67,271.63					-	(999.93)		67,271.63
CSE-MOOE		66,271.70		66,271.70	10,501.84	56,769.79			67,271.63					-	(999.93)		67,271.63
FOREIGN SERVICE INSTITUTE		166,941.83		166,941.83	83,575.06	63,815.45			147,390.51					-	19,551.32		147,390.51
CSE-MOOE		166,941.83		166,941.83	83,575.06	63,815.45			147,390.51					-	19,551.32		147,390.51
FOREST MANAGEMENT BUREAU ,DENR		2,212,884.21		2,212,884.21	1,053,999.01	2,462,327.06			3,516,326.07					-	(1,301,441.66)		3,516,326.07
CSE-MOOE		1,685,434.07		1,685,434.07	1,053,999.01	1,64,382.04			1,218,381.05					-	467,035.02		1,218,381.05
GFA-MOOE		527,450.14		527,450.14		2,297,945.02			2,297,945.02					-	(1,770,494.88)		2,297,945.02
FOREST PRODUCT RESEARCH AND DEVELOPMENT INSTITUTE ( FPRDI )		906,088.73		906,088.73	404,527.63	175,623.14			580,150.77					-	325,937.96		580,150.77
CSE-MOOE		906,088.73		906,088.73	404,527.63	175,623.14			580,150.77					-	325,937.96		580,150.77
FORTUNE ELEMENTARY SCHOOL - MARIKINA CITY METRO MANILA		60,010.91		60,010.91	59,992.33				59,992.33					-	18.58		59,992.33
CSE-MOOE		60,010.91		60,010.91	59,992.33				59,992.33					-	18.58		59,992.33
GAMES AND AMUSEMENTS BOARD		1,891,705.64		1,891,705.64	1,055,400.50	925,083.76			1,980,484.26					-	(88,778.62)		1,980,484.26
CSE-MOOE		830,855.13		830,855.13	777,822.78	52,819.00			830,641.78					-	213.25		830,641.78
GFA-MOOE		1,060,850.51		1,060,850.51	277,577.72	872,264.76			1,149,842.48					-	(88,991.97)		1,149,842.48
GAT ANDRES BONIFACIO MEMORIAL MEDICAL CENTER		1,184,311.22		1,184,311.22	869,920.51				869,920.51					-	314,390.71		869,920.51
CSE-MOOE		1,184,311.22		1,184,311.22	869,920.51				869,920.51					-	314,390.71		869,920.51
GAWARAN ELEMENTARY SCHOOL		24,982.91		24,982.91		24,980.86			24,980.86					-	2.05		24,980.86
CSE-MOOE		24,982.91		24,982.91		24,980.86			24,980.86					-	2.05		24,980.86
GEN. LICERIO GERONIMO MEMORIAL NATIONAL HIGH SCHOOL		46,969.90		46,969.90	46,661.79				46,661.79					-	308.11		46,661.79
CSE-MOOE		46,969.90		46,969.90	46,661.79				46,661.79					-	308.11		46,661.79
GEN. MIGUEL MALVAR ELEMENTARY SCHOOL		15,029.62		15,029.62		14,598.02			14,598.02					-	431.60		14,598.02
CSE-MOOE		15,029.62		15,029.62		14,598.02			14,598.02					-	431.60		14,598.02
GENERAL AVIATION POLICE STATION		7,346.46		7,346.46	7,346.06				7,346.06					-	0.40		7,346.06
CSE-MOOE		7,346.46		7,346.46	7,346.06				7,346.06					-	0.40		7,346.06
GOLDEN ACRES NATIONAL HIGH SCHOOL		26,462.27		26,462.27	25,778.97				25,778.97					-	683.30		25,778.97
CSE-MOOE		26,462.27		26,462.27	25,778.97				25,778.97					-	683.30		25,778.97
GOV. CELESTINO GALLARES MEMORIAL HOSPITAL		1,094,256.38		1,094,256.38	49,592.98				49,592.98					-	1,044,663.40		49,592.98
GFA-MOOE		1,094,256.38		1,094,256.38	49,592.98				49,592.98					-	1,044,663.40		49,592.98
GOVERNANCE COMMISSION FOR GOCC		3,479,056.40		3,479,056.40	3,474,166.81				3,474,166.81					-	4,889.59	3,474,166.81	-
SOFTWARE-MOOE		3,479,056.40		3,479,056.40	3,474,166.81				3,474,166.81					-	4,889.59	3,474,166.81	-
GOVERNANCE COMMISSION FOR GOCC		2,903,790.57		2,903,790.57	2,266,447.87	93,827.40			2,360,275.27					-	543,515.30		2,360,275.27
CSE-MOOE		2,903,790.57		2,903,790.57	2,266,447.87	93,827.40			2,360,275.27					-	543,515.30		2,360,275.27
GOVERNANCE COMMISSION FOR GOCCS		2,833.38		2,833.38					-					-	2,833.38		-
SOFTWARE-MOOE		2,833.38		2,833.38					-					-	2,833.38		-
GOVERNMENT EMPLOYEES' ACCOUNT		1,199,527.94		1,199,527.94	1,004,474.35	136,977.67			1,141,452.02					-	58,075.92		1,141,452.02
CSE-MOOE		1,199,527.94		1,199,527.94	1,004,474.35	136,977.67			1,141,452.02					-	58,075.92		1,141,452.02
GOVERNMENT SERVICE INSURANCE SYSTEM		3,318,499.85		3,318,499.85	2,744,315.06				2,744,315.06					-	574,184.79	1,574,314.64	1,170,000.42
SOFTWARE-MOOE		3,318,499.85		3,318,499.85	2,744,315.06				2,744,315.06					-	574,184.79	1,574,314.64	1,170,000.42
GOVERNMENT SERVICE INSURANCE SYSTEM		5,763,648.00		5,763,648.00	4,665,711.10	3,537,543.23			8,203,254.33					-	(2,439,606.33)		8,203,254.33
CSE-MOOE		5,763,648.00		5,763,648.00	4,665,711.10	3,537,543.23			8,203,254.33					-	(2,439,606.33)		8,203,254.33
GOVERNMENT SERVICE INSURANCE SYSTEM - LAGUNA BRANCH		197,070.37		197,070.37	180,700.11				180,700.11					-	16,370.26		180,700.11
CSE-MOOE		197,070.37		197,070.37	180,700.11				180,70								

Source Agencies and Projects	UACS CODE	Approved Budget			Utilizations					Disbursements				BALANCES				
		Approved Budgeted Revenue/Receipts	Proposals (Additions, Reductions, Modifications/Augmentations)	Adjusted Budgeted Revenue	1st Quarter Ending 'March 31	2nd Quarter Ending 'June 30	3rd Quarter Ending 'Sept. 30	4th Quarter Ending 'Dec. 31	Total	1st Quarter Ending 'March 31	2nd Quarter Ending 'June 30	3rd Quarter Ending 'Sept. 30	4th Quarter Ending 'Dec. 31	Total	Unutilized Budget	Unpaid Utilizations		
																Due and Demandable / Accounts Payable	Not Yet Due and Demandable	
1	2	3	4	5=(3)+(4)	6	7	8	9	10=(6)+(7)+(8)+(9)	11	12	13	14	15=(11)+(12)+(13)+(14)	16=(5)-(10)	17	18	
CSE-MOOE		2,447,669.25		2,447,669.25	2,409,581.14	16,206.40			2,425,787.54									
GREGORIO PERFECTO HIGH SCHOOL		32,807.32		32,807.32	9,826.00				9,826.00									
CSE-MOOE		32,807.32		32,807.32	9,826.00				9,826.00									
GUINAYANGAN WATER DISTRICT		29,344.58		29,344.58	29,344.14				29,344.14									
CSE-MOOE		29,344.58		29,344.58	29,344.14				29,344.14									
IL BAUTISTA ELEMENTARY SCHOOL		139,406.14		139,406.14	138,309.22				138,309.22									
CSE-MOOE		139,406.14		139,406.14	138,309.22				138,309.22									
HABAY ELEMENTARY SCHOOL - BACOR CAVITE		15,667.00		15,667.00		15,661.44			15,661.44									
CSE-MOOE		15,667.00		15,667.00		15,661.44			15,661.44									
HAVEN FOR CHILDREN, DSWD - NCR		125,190.76		125,190.76	28,448.00				28,448.00									
CSE-MOOE		125,190.76		125,190.76	28,448.00				28,448.00									
HEADQUARTERS AIR DEFENSE COMMAND - MABALACAT CITY PAMPANGA		154,842.10		154,842.10		147,867.30			147,867.30									
CSE-MOOE		154,842.10		154,842.10		147,867.30			147,867.30									
RTS AND		57,907.99		57,907.99		57,853.99			57,853.99									
CSE-MOOE		57,907.99		57,907.99		57,853.99			57,853.99									
HEADQUARTERS COAST GUARD SURFACE SUPPORT FORCE		2,914,584.09		2,914,584.09	1,159,904.09	401,271.05			1,561,175.14									
CSE-MOOE		2,914,584.09		2,914,584.09	1,159,904.09	401,271.05			1,561,175.14									
HEADQUARTERS SERVICE SUPPORT GROUP		158,881.00		158,881.00	142,501.21	16,271.10			158,772.31									
CSE-MOOE		158,881.00		158,881.00	142,501.21	16,271.10			158,772.31									
HOME DEVELOPMENT MUTUAL FUND - BACOLOD CITY		185,129.22		185,129.22	7,109.13	18,281.97			25,391.10									
GFA-MOOE		185,129.22		185,129.22	7,109.13	18,281.97			25,391.10									
HOME DEVELOPMENT MUTUAL FUND - CALAMBA BRANCH		1,399,615.12		1,399,615.12	259,717.03	57,728.70			317,445.73									
CSE-MOOE		1,399,615.12		1,399,615.12	259,717.03	57,728.70			317,445.73									
HOME DEVELOPMENT MUTUAL FUND - DAVAO BRANCH		100,829.01		100,829.01	86,146.73	145,492.33			231,639.06									
GFA-MOOE		100,829.01		100,829.01	86,146.73	145,492.33			231,639.06									
DEVELOP MENT		42,078.11		42,078.11	38,008.90	3,020.61			41,029.51									
CSE-MOOE		42,078.11		42,078.11	38,008.90	3,020.61			41,029.51									
HOME DEVELOPMENT MUTUAL FUND - REGION VII		849,516.99		849,516.99	566,531.28	380,563.62			917,094.90									
GFA-MOOE		849,516.99		849,516.99	566,531.28	380,563.62			917,094.90									
HOME DEVELOPMENT MUTUAL FUND - REGION X		130,702.19		130,702.19	15,042.59	115,659.60			130,702.19									
GFA-MOOE		130,702.19		130,702.19	15,042.59	115,659.60			130,702.19									
HORACIO DELA COSTA HIGH SCHOOL		12,749.73		12,749.73	12,643.11				12,643.11									
CSE-MOOE		12,749.73		12,749.73	12,643.11				12,643.11									
HOUSE OF REPRESENTATIVES		509,198.72		509,198.72	293,323.96	1,667,041.69			1,960,365.65									
CSE-MOOE		509,198.72		509,198.72	293,323.96	1,667,041.69			1,960,365.65									
HOUSE OF REPRESENTATIVES ELECTORAL TRIBUNAL		141,829.08		141,829.08	32,153.86	83,618.79			115,772.65									
CSE-MOOE		141,829.08		141,829.08	32,153.86	83,618.79			115,772.65									
HUMAN SETTLEMENTS ADJUDICATION COMMISSION - CALAMBA CITY		1,077,549.88		1,077,549.88	885,531.78	885,531.78			1,771,063.56									
CSE-MOOE		1,077,549.88		1,077,549.88	885,531.78	885,531.78			1,771,063.56									
HUMAN SETTLEMENTS ADJUDICATION COMMISSION - QUEZON CITY		60,776.76		60,776.76					60,776.76									
SOFTWARE-MOOE		60,776.76		60,776.76					60,776.76									
INDANG WATER DISTRICT		55,590.53		55,590.53	53,552.75	2,322.62			55,875.37									
CSE-MOOE		55,590.53		55,590.53	53,552.75	2,322.62			55,875.37									
INDUSTRIAL TECHNOLOGY DEVELOPMENT INSTITUTE		949,990.12		949,990.12	380,143.12	170,371.93			550,515.05									
CSE-MOOE		949,990.12		949,990.12	380,143.12	170,371.93			550,515.05									
INDUSTRIAL VALLEY ELEMENTARY SCHOOL - MARIKINA		6,331.25		6,331.25	6,331.00				6,331.00									
CSE-MOOE		6,331.25		6,331.25	6,331.00				6,331.00									
INSTITUTE FOR LABOR STUDIES		1,324,638.45		1,324,638.45	942,944.75	314,192.23			1,257,136.97									
SOFTWARE-MOOE		1,324,638.45		1,324,638.45	942,944.75	314,192.23			1,257,136.97									
INSTITUTE FOR LABOR STUDIES		157,257.24		157,257.24	36,659.27	35,526.50			72,185.77									
CSE-MOOE		157,257.24		157,257.24	36,659.27	35,526.50			72,185.77									
INSTITUTE FOR LABOR STUDIES (ILS)		110,272.94		110,272.94	36,659.27	35,526.50			72,185.77									
SOFTWARE-MOOE		110,272.94		110,272.94	36,659.27	35,526.50			72,185.77									
Insurance Commission		26,771.76		26,771.76														
SOFTWARE-MOOE		26,771.76		26,771.76														
Insurance Commission		5,919,529.35		5,919,529.35	4,217,171.53	881,514.86			5,098,686.39									
CSE-MOOE		5,919,529.35		5,919,529.35	4,217,171.53	881,514.86			5,098,686.39									
INTELLECTUAL PROPERTY OFFICE		622,142.56		622,142.56	20,196.94				20,196.94									
SOFTWARE-MOOE		622,142.56		622,142.56	20,196.94				20,196.94									
INTELLECTUAL PROPERTY OFFICE		269,056.25		269,056.25	269,015.04				269,015.04									
SOFTWARE-MOOE		269,056.25		269,056.25	269,015.04				269,015.04									
INTELLECTUAL PROPERTY OFFICE		1,657,504.03		1,657,504.03	315,313.32	1,294,751.37			1,610,064.69									
CSE-MOOE		1,657,504.03		1,657,504.03	315,313.32	1,294,751.37			1,610,064.69									
INTELLIGENCE SERVICE AFF		489,236.34		489,236.34	237,931.73				237,931.73									
CSE-MOOE		489,236.34		489,236.34	237,931.73				237,931.73									
INTER-COUNTRY ADOPTION BOARD		570,612.00		570,612.00	570,610.56				570,610.56									
SOFTWARE-MOOE		570,612.00		570,612.00	570,610.56				570,610.56									
Inter-Country Adoption Board		536,855.41		536,855.41	208,874.61	163,073.82			371,948.43									
CSE-MOOE		536,855.41		536,855.41	208,874.61	163,073.82			371,948.43									
ISABELA STATE UNIVERSITY-CAUAYAN CAMPUS		64,986.00		64,986.00	64,970.88				64,970.88									
SOFTWARE-MOOE		64,986.00		64,986.00	64,970.88				64,970.88									
ISABELO DELOS REYES ELEMENTARY SCHOOL		190,219.34		190,219.34	108,049.62	79,252.32			187,301.94									



Source Agencies and Projects	UACS CODE	Approved Budget			Utilizations					Disbursements				BALANCES			
		Approved Budgeted Revenue/Receipts	Adjustments (Additions, Reductions, Modifications/Augmentations)	Adjusted Budgeted Revenue	1st Quarter Ending March 31	2nd Quarter Ending June 30	3rd Quarter Ending Sept. 30	4th Quarter Ending Dec. 31	Total	1st Quarter Ending March 31	2nd Quarter Ending June 30	3rd Quarter Ending Sept. 30	4th Quarter Ending Dec. 31	Total	Unutilized Budget	Unpaid Utilizations	
																Due and Demandable / Accounts Payable	Not Yet Due and Demandable
1	2	3	4	5=(3+4)	6	7	8	9	10=(6+7+8+9)	11	12	13	14	15=(11+12+13+14)	16=(5-10)	17	18
CSE-MOOE		190,219.34		190,219.34	108,049.62	79,252.32			187,301.94					2,917.40	2,917.40		187,301.94
JACOBO Z GONZALES MEMORIAL SCHOOL OF ARTS & TRADES		445,539.52		445,539.52	171,555.14	273,531.05			445,086.19					453.33	453.33		445,086.19
CSE-MOOE		445,539.52		445,539.52	171,555.14	273,531.05			445,086.19					453.33	453.33		445,086.19
JOHN HAY MANAGEMENT CORPORATION		596,102.97		596,102.97										596,102.97	596,102.97		596,102.97
GFA-MOOE		596,102.97		596,102.97										596,102.97	596,102.97		596,102.97
JOSE ABAD SANTOS HIGH SCHOOL		5,106.81		5,106.81	5,086.01				5,086.01					20.80	20.80		5,086.01
CSE-MOOE		5,106.81		5,106.81	5,086.01				5,086.01					20.80	20.80		5,086.01
JOSE FABELLA CENTER, DSWD - NCR		115,101.14		115,101.14	22,011.18				22,011.18					93,089.96	93,089.96		22,011.18
CSE-MOOE		115,101.14		115,101.14	22,011.18				22,011.18					93,089.96	93,089.96		22,011.18
JOSE P. LAUREL HIGH SCHOOL		159,002.87		159,002.87	87,288.52				87,288.52					71,714.35	71,714.35		87,288.52
CSE-MOOE		159,002.87		159,002.87	87,288.52				87,288.52					71,714.35	71,714.35		87,288.52
JOSE P. LAUREL SR. HIGH SCHOOL		127,806.00		127,806.00	23,692.00				23,692.00					104,114.00	104,114.00		23,692.00
CSE-MOOE		127,806.00		127,806.00	23,692.00				23,692.00					104,114.00	104,114.00		23,692.00
JOSE R. REYES MEMORIAL MEDICAL CENTER		6,337,677.61		6,337,677.61	3,183,317.35	61,585.75			3,244,903.10					3,092,774.51	3,092,774.51		3,244,903.10
CSE-MOOE		6,337,677.61		6,337,677.61	3,183,317.35	61,585.75			3,244,903.10					3,092,774.51	3,092,774.51		3,244,903.10
JUAN LUNA ELEMENTARY SCHOOL		40,679.75		40,679.75	41,769.31				41,769.31					(1,089.56)	(1,089.56)		41,769.31
CSE-MOOE		40,679.75		40,679.75	41,769.31				41,769.31					(1,089.56)	(1,089.56)		41,769.31
JUDGE JUAN LUNA HIGH SCHOOL		19,947.88		19,947.88	11,640.89				11,640.89					8,306.99	8,306.99		11,640.89
CSE-MOOE		19,947.88		19,947.88	11,640.89				11,640.89					8,306.99	8,306.99		11,640.89
JUSTICE JOSE ABAD SANTOS GENERAL HOSPITAL		1,221,270.42		1,221,270.42	424,877.90				424,877.90					796,392.52	796,392.52		424,877.90
CSE-MOOE		1,221,270.42		1,221,270.42	424,877.90				424,877.90					796,392.52	796,392.52		424,877.90
JUVENILE JUSTICE AND WELFARE COUNCIL		402,165.48		402,165.48	400,234.35				400,234.35					1,931.13	1,931.13	400,234.35	400,234.35
SOFTWARE-MOOE		402,165.48		402,165.48	400,234.35				400,234.35					1,931.13	1,931.13	400,234.35	400,234.35
JUVENILE JUSTICE AND WELFARE COUNCIL		3,128,123.76		3,128,123.76		8,278.54			8,278.54					3,119,845.22	3,119,845.22		8,278.54
CSE-MOOE		3,128,123.76		3,128,123.76		8,278.54			8,278.54					3,119,845.22	3,119,845.22		8,278.54
GFA-MOOE		3,128,123.76		3,128,123.76		8,278.54			8,278.54					3,119,845.22	3,119,845.22		8,278.54
KALAWAAN ELEMENTARY SCHOOL		25,535.09		25,535.09	25,432.64				25,432.64					102.45	102.45		25,432.64
CSE-MOOE		25,535.09		25,535.09	25,432.64				25,432.64					102.45	102.45		25,432.64
KALAWAAN NATIONAL HIGH SCHOOL		265,243.38		265,243.38	102,702.73	82,076.95			184,779.68					80,463.70	80,463.70		184,779.68
CSE-MOOE		265,243.38		265,243.38	102,702.73	82,076.95			184,779.68					80,463.70	80,463.70		184,779.68
Kalinga State University		234,345.32		234,345.32										234,345.32	234,345.32		234,345.32
GFA-MOOE		234,345.32		234,345.32										234,345.32	234,345.32		234,345.32
KALUMPANG ELEMENTARY SCHOOL		22,917.62		22,917.62		20,119.82			20,119.82					2,797.80	2,797.80		20,119.82
CSE-MOOE		22,917.62		22,917.62		20,119.82			20,119.82					2,797.80	2,797.80		20,119.82
KAPITOLYO HIGH SCHOOL		73,101.89		73,101.89	6,785.59				6,785.59					66,316.30	66,316.30		6,785.59
CSE-MOOE		73,101.89		73,101.89	6,785.59				6,785.59					66,316.30	66,316.30		6,785.59
KASIGLAHAN VILLAGE ELEMENTARY SCHOOL		14,987.65		14,987.65		14,987.40			14,987.40					11.25	11.25		14,987.40
CSE-MOOE		14,987.65		14,987.65		14,987.40			14,987.40					11.25	11.25		14,987.40
CSE-MOOE		16,295.89		16,295.89	7,758.40				7,758.40					8,537.49	8,537.49		7,758.40
KRUS NA LIGAS ELEMENTARY SCHOOL		16,295.89		16,295.89	7,758.40				7,758.40					8,537.49	8,537.49		7,758.40
CSE-MOOE		62,569.94		62,569.94	22,712.13	39,847.22			62,559.35					10.59	10.59		62,559.35
Krus na Ligas High School		62,569.94		62,569.94	22,712.13	39,847.22			62,559.35					10.59	10.59		62,559.35
CSE-MOOE		4,753.58		4,753.58	4,748.80				4,748.80					4.78	4.78		4,748.80
LAGUNA LAKE DEVELOPMENT AUTHORITY, DENR		4,753.58		4,753.58	4,748.80				4,748.80					4.78	4.78		4,748.80
CSE-MOOE		2,386,043.38		2,386,043.38	27,448.43	2,344,979.83			2,372,428.26					13,615.12	13,615.12		2,372,428.26
LAGUNA STATE POLYTECHNIC UNIVERSITY - LOS BAÑOS CAMPUS		2,386,043.38		2,386,043.38	27,448.43	2,344,979.83			2,372,428.26					13,615.12	13,615.12		2,372,428.26
CSE-MOOE		640,652.33		640,652.33	539,825.94	66,455.48			606,281.42					34,370.91	34,370.91		606,281.42
LAGUNA STATE POLYTECHNIC UNIVERSITY - SAN PABLO CITY CAMPUS		640,652.33		640,652.33	539,825.94	66,455.48			606,281.42					34,370.91	34,370.91		606,281.42
CSE-MOOE		796,115.59		796,115.59	254,108.08	243,684.43			497,792.51					298,323.08	298,323.08		497,792.51
LAGUNA STATE POLYTECHNIC UNIVERSITY - SNILOAN CAMPUS		796,115.59		796,115.59	254,108.08	243,684.43			497,792.51					298,323.08	298,323.08		497,792.51
CSE-MOOE		607,220.46		607,220.46	530,345.92	64,590.61			594,936.53					12,283.93	12,283.93		594,936.53
LAGUNA STATE POLYTECHNIC UNIVERSITY - STA. CRUZ CAMPUS		607,220.46		607,220.46	530,345.92	64,590.61			594,936.53					12,283.93	12,283.93		594,936.53
CSE-MOOE		50,836.95		50,836.95	50,777.56				50,777.56					59.39	59.39		50,777.56
LAKANDULA ELEMENTARY SCHOOL - Tondo		50,836.95		50,836.95	50,777.56				50,777.56					59.39	59.39		50,777.56
CSE-MOOE		15,484.10		15,484.10	15,126.60				15,126.60					357.50	357.50		15,126.60
LAKANDULA HIGH SCHOOL		15,484.10		15,484.10	15,126.60				15,126.60					357.50	357.50		15,126.60
CSE-MOOE		499,406.92		499,406.92	65,595.29	69,254.14			134,849.43					364,557.49	364,557.49		134,849.43
LAND MANAGEMENT BUREAU		499,406.92		499,406.92	65,595.29	69,254.14			134,849.43					364,557.49	364,557.49		134,849.43
CSE-MOOE		479,745.72		479,745.72	145,992.82	282,480.90			428,473.72					51,272.00	51,272.00		428,473.72
LAND REGISTRATION AUTHORITY		479,745.72		479,745.72	145,992.82	282,480.90			428,473.72					51,272.00	51,272.00		428,473.72
CSE-MOOE		12,781,035.49		12,781,035.49	8,713,743.57	2,554,357.97			11,268,101.54					1,512,933.95	1,512,933.95		11,268,101.54
LAND REGISTRATION AUTHORITY - CARP		12,781,035.49		12,781,035.49	8,713,743.57	2,554,357.97			11,268,101.54					1,512,933.95	1,512,933.95		11,268,101.54
CSE-MOOE		611,098.06		611,098.06	436,992.20	138,031.10			575,023.30					36,074.76	36,074.76		575,023.30
LAND TRANSPORTATION AND FRANCHISING REGULATORY BOARD - MAIN		611,098.06		611,098.06	436,992.20	138,031.10			575,023.30					36,074.76	36,074.76		575,023.30
CSE-MOOE		2,871,305.47		2,871,305.47	1,268,854.47	1,600,736.58			2,869,591.05					1,714.42	1,714.42		2,869,591.05
LAND TRANSPORTATION AND FRANCHISING REGULATORY BOARD - REG. IV		2,871,305.47		2,871,305.47	1,268,854.47												

Source Agencies and Projects	UACS CODE	Approved Budget			Utilizations					Disbursements				BALANCES			
		Approved Budgeted Revenue/Receipts	(Additions, Reductions, Modifications/Augmentations)	Adjusted Budgeted Revenue	1st Quarter Ending 'March 31	2nd Quarter Ending 'June 30	3rd Quarter Ending 'Sept. 30	4th Quarter Ending 'Dec. 31	Total	1st Quarter Ending 'March 31	2nd Quarter Ending 'June 30	3rd Quarter Ending 'Sept. 30	4th Quarter Ending 'Dec. 31	Total	Unutilized Budget	Unpaid Utilizations	
																Due and Demandable / Accounts Payable	Not Yet Due and Demandable
1	2	3	4	5=(3+4)	6	7	8	9	10=(6+7+8+9)	11	12	13	14	15=(11+12+13+14)	16=(5-10)	17	18
LANDBANK OF THE PHILIPPINES - HEAD OFFICE SOFTWARE-MOOE		47,663,358.80		47,663,358.80		43,100,548.83			43,100,548.83		1,068,427.53			1,068,427.53	4,562,809.97	18,266,290.90	23,765,830.40
LANDBANK OF THE PHILIPPINES - HEAD OFFICE SOFTWARE-MOOE		505,342.92		505,342.92		505,342.92			505,342.92		505,342.92			505,342.92	4,562,809.97	18,266,290.90	23,765,830.40
LANDBANK OF THE PHILIPPINES - HEAD OFFICE CSE-MOOE		21,772,286.27		21,772,286.27	321,590.41				1,936,592.81						-		1,936,592.81
LANDBANK OF THE PHILIPPINES-LEASING CORPORATION SOFTWARE-MOOE		598,103.52		598,103.52											19,835,693.46		1,936,592.81
LANDBANK OF THE PHILIPPINES-LEASING CORPORATION GFA-MOOE		300,000.00		300,000.00		16,357.17			16,357.17						19,835,693.46		1,936,592.81
LAS PIÑAS CITY NATIONAL SCIENCE HIGH SCHOOL CSE-MOOE		24,065.46		24,065.46	24,055.46				24,055.46						283,642.83		16,357.17
LAS PIÑAS CITY NATIONAL SENIOR HIGH SCHOOL- TALON CAMPUS CSE-MOOE		4,055.25		4,055.25	4,055.25				4,055.25						10.00		24,055.46
LAS PIÑAS EAST NATIONAL HIGH SCHOOL CSE-MOOE		16,532.50		16,532.50	16,532.50				16,532.50						10.00		4,055.25
LAS PIÑAS GENERAL HOSPITAL AND SATELLITE TRAUMA CENTER CSE-MOOE		550,000.00		550,000.00	150,435.72	244,142.05			394,577.77						5.00		16,532.50
LAS PIÑAS NATIONAL HIGH SCHOOL CSE-MOOE		165,844.46		165,844.46	165,824.24				165,824.24						20.22		165,824.24
LAS PIÑAS NATIONAL HIGH SCHOOL - GATCITALIAN ANNEX CSE-MOOE		10,000.00		10,000.00	9,128.75				9,128.75						20.22		165,824.24
LAWANG BATO ELEMENTARY SCHOOL CSE-MOOE		13,220.88		13,220.88		13,073.38			13,073.38						871.25		9,128.75
LAWANG BATO NATIONAL HIGH SCHOOL CSE-MOOE		121,886.45		121,886.45	112,398.38				112,398.38						147.50		13,073.38
LBP INSURANCE BROKERAGE, INC. GFA-MOOE		26,911.33		26,911.33	16,802.91				16,802.91						9,487.09		112,398.38
LEGISLATIVE-EXECUTIVE DEVELOPMENT ADVISORY COUNCIL CSE-MOOE		5,438.51		5,438.51	16,802.91				16,802.91						4,837.09		112,398.38
LIGHT RAIL TRANSIT AUTHORITY SOFTWARE-MOOE		2,753,934.53		2,753,934.53	1,111,814.25	857,026.55			1,968,840.80						484.77		26,426.56
LIGHT RAIL TRANSIT AUTHORITY CSE-MOOE		1,627,318.18		1,627,318.18	756,883.07				756,883.07						484.77		26,426.56
LOCAL GOVERNMENT ACADEMY, DILG CSE-MOOE		1,168,319.14		1,168,319.14	57,119.17				57,119.17						5,438.51		1,968,840.80
LOCAL WATER UTILITIES ADMINISTRATION CSE-MOOE		436,939.68		436,939.68	1,277,512.36	740,497.80			2,018,010.16						785,093.73		1,968,840.80
LONGOS NATIONAL HIGH SCHOOL-MALABON CITY CSE-MOOE		60,045.24		60,045.24	559,874.10				559,874.10						(139,004.00)		1,766,383.08
LUNO CENTER OF THE PHILIPPINES CSE-MOOE		2,690,363.95		2,690,363.95	1,824,561.54	510,673.94			2,335,235.48						354,316.90		814,602.24
MACARIO B. ASTISTO SR. HIGH SCHOOL CSE-MOOE		57,881.83		57,881.83	108,145.88				108,145.88						(493,381.80)		952,380.84
MACARIO B. ASTISTO SR. HIGH SCHOOL UNIT I CSE-MOOE		67,394.05		67,394.05	38,615.80				38,615.80						254,316.90		1,766,383.08
MAKATI SCIENCE HIGH SCHOOL CSE-MOOE		124,719.31		124,719.31	55,767.85				55,767.85						484.77		26,426.56
MALABON ELEMENTARY SCHOOL CSE-MOOE		145,552.11		145,552.11	85,032.02	36,133.48			121,165.50						5,438.51		1,968,840.80
MALIGAYA HIGH SCHOOL CSE-MOOE		571,274.19		571,274.19	570,472.49				570,472.49						801.70		121,165.50
MALINTA ELEMENTARY SCHOOL- VALENZUELA CSE-MOOE		43,948.08		43,948.08	43,391.41				43,391.41						801.70		570,472.49
MALINTA NATIONAL HIGH SCHOOL CSE-MOOE		21,271.84		21,271.84	17,819.04				17,819.04						556.67		43,391.41
MANGGAHAN ELEMENTARY SCHOOL CSE-MOOE		275,274.45		275,274.45	150,196.84	125,092.16			275,289.00						3,452.80		17,819.04
MANILA HIGH SCHOOL CSE-MOOE		17,077.30		17,077.30	4,431.71				4,431.71						(14.53)		275,289.00
MANILA INTERNATIONAL AIRPORT AUTHORITY SOFTWARE-MOOE		1,944,073.18		1,944,073.18	1,887,178.11				1,887,178.11						56,895.06	1,887,178.11	
MANILA INTERNATIONAL AIRPORT AUTHORITY CSE-MOOE		2,364,738.94		2,364,738.94	515,893.76				515,893.76						56,895.06	1,887,178.11	
MANUEL ROXAS HIGH SCHOOL - QUEZON CITY CSE-MOOE		100,118.33		100,118.33	100,070.72				100,070.72						47.61		515,893.76
MAPULANG LUPA NATIONAL HIGH SCHOOL CSE-MOOE		46,456.04		46,456.04	38,508.58				38,508.58						47.61		100,070.72
MARIANO MARCOS MEMORIAL HIGH SCHOOL CSE-MOOE		38,627.48		38,627.48	7,228.00	31,370.58			38,598.58						7,947.46		38,508.58
MARKINA ELEMENTARY SCHOOL CSE-MOOE		119,655.12		119,655.12	118,625.52				118,625.52						28.90		38,598.58
															1,029.60		118,625.52
															1,029.60		118,625.52

Source Agencies and Projects	UACS CODE	Approved Budget			Utilizations					Disbursements					BALANCES		
		Approved Budgeted Revenue/Receipts	(Additions, Reductions, Modifications/Augmentations)	Adjusted Budgeted Revenue	1st Quarter Ending 'March 31	2nd Quarter Ending 'June 30	3rd Quarter Ending 'Sept. 30	4th Quarter Ending 'Dec. 31	Total	1st Quarter Ending 'March 31	2nd Quarter Ending 'June 30	3rd Quarter Ending 'Sept. 30	4th Quarter Ending 'Dec. 31	Total	Unused Budget	Unpaid Utilizations	
																Due and Demandable / Accounts Payable	Not Yet Due and Demandable
1	2	3	4	5=3+4	6	7	8	9	10=(6+7+8+9)	11	12	13	14	15=(11+12+13+14)	16=(5-10)	17	18
MARKINA HIGH SCHOOL		142,152.00		142,152.00	124,007.00				124,007.00					-	18,145.00		124,007.00
CSE-MOOE		142,152.00		142,152.00	124,007.00				124,007.00					-	18,145.00		124,007.00
MARKINA HIGH SCHOOL - SENIOR HIGH SCHOOL		142,152.00		142,152.00	121,641.00				121,641.00					-	20,511.00		121,641.00
CSE-MOOE		142,152.00		142,152.00	121,641.00				121,641.00					-	20,511.00		121,641.00
MARITIME INDUSTRY AUTHORITY		10,807,641.22		10,807,641.22	7,432,820.24	647,772.14			8,080,592.38					-	2,727,048.84		8,080,592.38
CSE-MOOE		10,807,641.22		10,807,641.22	7,432,820.24	647,772.14			8,080,592.38					-	2,727,048.84		8,080,592.38
GFA-MOOE		626,158.88		626,158.88					647,772.14					-	(21,613.26)		647,772.14
MARITIME INDUSTRY AUTHORITY - REGION V		10,181,482.34		10,181,482.34	7,432,820.24				7,432,820.24					-	2,748,662.10		7,432,820.24
GFA-MOOE						63,086.31			63,086.31					-	(63,086.31)		63,086.31
MARITIME INDUSTRY AUTHORITY - REGION VII						63,086.31			63,086.31					-	(63,086.31)		63,086.31
GFA-MOOE						6,907.91			6,907.91					-	(6,907.91)		6,907.91
MARITIME INDUSTRY AUTHORITY (MARINA) - STANDARD TRAINING CERTIFICAT		3,399,297.87		3,399,297.87	1,590,369.61	1,883,487.84			3,473,857.45					-	(74,559.58)		3,473,857.45
CSE-MOOE		3,399,297.87		3,399,297.87	1,590,369.61	1,883,487.84			3,473,857.45					-	(74,559.58)		3,473,857.45
MARITIME SAFETY SERVICES COMMAND		359,999.03		359,999.03	184,330.30	128,505.69			312,835.99					-	47,163.04		312,835.99
CSE-MOOE		359,999.03		359,999.03	184,330.30	128,505.69			312,835.99					-	47,163.04		312,835.99
MARITIME SECURITY AND LAW ENFORCEMENT COMMAND		483,045.45		483,045.45	346,137.18	136,900.06			483,037.24					-	8.21		483,037.24
CSE-MOOE		483,045.45		483,045.45	346,137.18	136,900.06			483,037.24					-	8.21		483,037.24
MAYPAJO HIGH SCHOOL		81,686.00		81,686.00	81,479.85				81,479.85					-	206.15		81,479.85
CSE-MOOE		81,686.00		81,686.00	81,479.85				81,479.85					-	206.15		81,479.85
MAYSAN NATIONAL HIGH SCHOOL		13,997.08		13,997.08	13,534.71				13,534.71					-	462.37		13,534.71
CSE-MOOE		13,997.08		13,997.08	13,534.71				13,534.71					-	462.37		13,534.71
METALS INDUSTRY RESEARCH & DEVELOPMENT CENTER		368,242.77		368,242.77	23,043.84	322,915.74			345,959.58					-	22,283.19	23,043.84	322,915.74
SOFTWARE-MOOE		368,242.77		368,242.77	23,043.84	322,915.74			345,959.58					-	22,283.19	23,043.84	322,915.74
METALS INDUSTRY RESEARCH & DEVELOPMENT CENTER		2,314,220.10		2,314,220.10	2,250,726.69	63,099.58			2,313,826.27					-	393.83		2,313,826.27
CSE-MOOE		2,314,220.10		2,314,220.10	2,250,726.69	63,099.58			2,313,826.27					-	393.83		2,313,826.27
METRO MANILA DEVELOPMENT AUTHORITY		16,023,321.28		16,023,321.28	9,782,742.26	1,396,272.14			11,179,014.40					-	4,844,306.88		11,179,014.40
CSE-MOOE		16,023,321.28		16,023,321.28	9,782,742.26	1,396,272.14			11,179,014.40					-	4,844,306.88		11,179,014.40
METROPOLITAN TRIAL COURT -BRANCH 68 PASIG CITY		13,367.70		13,367.70	10,309.70				10,309.70					-	3,058.00		10,309.70
CSE-MOOE		13,367.70		13,367.70	10,309.70				10,309.70					-	3,058.00		10,309.70
Metropolitan Trial Court Branch 68 Pasig City						3,053.00			3,053.00					-	(3,053.00)		3,053.00
CSE-MOOE						3,053.00			3,053.00					-	(3,053.00)		3,053.00
Metropolitan Trial Court -OCC -Quezon City		267,301.11		267,301.11	189,959.30				189,959.30					-	77,341.81		189,959.30
CSE-MOOE		267,301.11		267,301.11	189,959.30				189,959.30					-	77,341.81		189,959.30
METROPOLITAN TRIAL COURT OFFICE OF THE CLERK OF COURT - PASIG CITY		1,197.60		1,197.60	1,157.68				1,157.68					-	39.92		1,157.68
CSE-MOOE		1,197.60		1,197.60	1,157.68				1,157.68					-	39.92		1,157.68
METROPOLITAN WATERWORKS & SEWERAGE SYSTEM		6,253,518.70		6,253,518.70	3,505,277.04	267,287.51			3,772,564.55					-	2,480,954.15		3,772,564.55
CSE-MOOE		6,253,518.70		6,253,518.70	3,505,277.04	267,287.51			3,772,564.55					-	2,480,954.15		3,772,564.55
GFA-MOOE		5,620,320.48		5,620,320.48	3,393,644.46	224,225.30			3,617,869.76					-	2,002,450.72		3,617,869.76
METROPOLITAN WATERWORKS AND SEWERAGE SYSTEM - REGULATORY		633,198.22		633,198.22	111,632.58	43,062.21			154,694.79					-	478,503.43		154,694.79
CSE-MOOE		633,198.22		633,198.22	111,632.58	43,062.21			154,694.79					-	478,503.43		154,694.79
GFA-MOOE		344,720.78		344,720.78	104,264.16				104,264.16					-	240,456.62		104,264.16
METROPOLITAN WATERWORKS AND SEWERAGE SYSTEM (MWSS)		294,240.48		294,240.48	104,264.16				104,264.16					-	189,976.32		104,264.16
CSE-MOOE		294,240.48		294,240.48	104,264.16				104,264.16					-	189,976.32		104,264.16
GFA-MOOE		50,480.30		50,480.30					50,480.30					-	50,480.30		50,480.30
SOFTWARE-MOOE		105,451.20		105,451.20	105,449.76				105,449.76					-	1.44	105,449.76	105,449.76
MINDANAO DEVELOPMENT AUTHORITY		1,887,000.00		1,887,000.00	752,792.13				752,792.13					-	1,134,207.87		752,792.13
CSE-MOOE		1,887,000.00		1,887,000.00	752,792.13				752,792.13					-	1,134,207.87		752,792.13
MINDANAO STATE UNIVERSITY - TCTO MANILA OFFICE		8,674,390.06		8,674,390.06	4,308,226.04	1,431,644.31			5,739,870.35					-	2,934,519.71		5,739,870.35
CSE-MOOE		8,674,390.06		8,674,390.06	4,308,226.04	1,431,644.31			5,739,870.35					-	2,934,519.71		5,739,870.35
MINES & GEOSCIENCES BUREAU - REGION XI		1,021,024.42		1,021,024.42	22,228.27	181,322.55			203,550.82					-	817,473.60		203,550.82
GFA-MOOE		1,021,024.42		1,021,024.42	22,228.27	181,322.55			203,550.82					-	817,473.60		203,550.82
MINES AND GEO-SCIENCES BUREAU		9,351,883.56		9,351,883.56	1,000,468.25	8,328,465.85			9,328,934.10					-	22,949.46	1,000,468.25	8,328,465.85
SOFTWARE-MOOE		9,351,883.56		9,351,883.56	1,000,468.25	8,328,465.85			9,328,934.10					-	22,949.46	1,000,468.25	8,328,465.85
MINES AND GEO-SCIENCES BUREAU		12,910,484.09		12,910,484.09	1,918,837.91	2,492,178.57			4,411,016.48					-	8,499,467.61		4,411,016.48
CSE-MOOE		12,910,484.09		12,910,484.09	1,918,837.91	2,492,178.57			4,411,016.48					-	8,499,467.61		4,411,016.48
GFA-MOOE		8,942,458.99		8,942,458.99	550,790.68	672,566.42			1,223,357.10					-	7,719,101.89		1,223,357.10
MINES AND GEO-SCIENCES BUREAU - REGION III		3,968,025.10		3,968,025.10	1,368,047.23	1,819,612.15			3,187,659.38					-	780,365.72		3,187,659.38
GFA-MOOE		3,968,025.10		3,968,025.10	1,368,047.23	1,819,612.15			3,187,659.38					-	780,365.72		3,187,659.38
MINES AND GEO-SCIENCES BUREAU - REGION VII		236,731.24		236,731.24	53,921.54				53,921.54					-	182,809.70		53,921.54
GFA-MOOE		236,731.24		236,731.24	53,921.54				53,921.54					-	182,809.70		53,921.54
MINES AND GEO-SCIENCES BUREAU - REGION VIII		304,374.00		304,374.00	304,374.00				2,239,855.87					-	(1,935,481.87)		2,239,855.87
GFA-MOOE		304,374.00		304,374.00	304,374.00				2,239,855.87					-	(1,935,481.87)		2,239,855.87
MINES AND GEO-SCIENCES BUREAU - REGION X		706,502.95		706,502.95	17,054.42	119,544.99			136,599.41					-	569,903.54		136,599.41
GFA-MOOE		706,502.95		706,502.95	17,054.42	119,544.99			136,599.41					-	569,903.54		136,599.41
MINES AND GEO-SCIENCES BUREAU - REGION XII		1,260,000.00		1,260,000.00	43,324.10	88,278.09			131,602.19					-	1,128,397.81		131,602.19
GFA-MOOE		1,260,000.00		1,260,000.00	43,324.10	88,278.09			131,602.19					-	1,128,397.81		

Source Agencies and Projects	UACS CODE	Approved Budget			Utilizations					Disbursements					BALANCES		
		Approved Budgeted Revenue/Receipts	Adjustments (Additions, Reductions, Modifications/Augmentations)	Adjusted Budgeted Revenue	1st Quarter Ending 'March 31	2nd Quarter Ending 'June 30	3rd Quarter Ending 'Sept. 30	4th Quarter Ending 'Dec. 31	Total	1st Quarter Ending 'March 31	2nd Quarter Ending 'June 30	3rd Quarter Ending 'Sept. 30	4th Quarter Ending 'Dec. 31	Total	Unutilized Budget	Unpaid Utilizations	
																Due and Demandable / Accounts Payable	Not Yet Due and Demandable
1	2	3	4	5=(3+4)	6	7	8	9	10=(6+7+8+9)	11	12	13	14	15=(11-12+13+14)	16=(5-10)	17	18
GFA-MOOE		1,200,000.00		1,200,000.00											1,200,000.00		
MUNICIPAL DEVELOPMENT FUND OFFICE						19,605.57			19,605.57						(19,605.57)		19,605.57
GFA-MOOE						19,605.57			19,605.57						(19,605.57)		19,605.57
MUNICIPALITY OF ANGONO, RIZAL		139,032.19		139,032.19	95,603.93				95,603.93						43,428.26		95,603.93
CSE-MOOE		139,032.19		139,032.19	95,603.93				95,603.93						43,428.26		95,603.93
MUNICIPALITY OF BALAYAN, BATANGAS		1,051,950.01		1,051,950.01	505,270.64				505,270.64						169,648.04		882,301.97
CSE-MOOE		1,051,950.01		1,051,950.01	505,270.64				505,270.64						169,648.04		882,301.97
MUNICIPALITY OF CAINTA, RIZAL		1,461,302.40		1,461,302.40	987,005.38				987,005.38						31,996.59		1,429,305.81
CSE-MOOE		1,461,302.40		1,461,302.40	987,005.38				987,005.38						31,996.59		1,429,305.81
MUNICIPALITY OF CALACA, BATANGAS		372,559.38		372,559.38	96,554.82				96,554.82						0.81		372,558.57
CSE-MOOE		372,559.38		372,559.38	96,554.82				96,554.82						0.81		372,558.57
MUNICIPALITY OF CAVINTL LAGUNA		309,317.96		309,317.96	160,511.45				160,511.45						19,645.47		289,672.49
CSE-MOOE		309,317.96		309,317.96	160,511.45				160,511.45						19,645.47		289,672.49
MUNICIPALITY OF INFANTA, PANGASINAN		328,078.17		328,078.17	198,983.05				198,983.05						129,095.12		198,983.05
CSE-MOOE		328,078.17		328,078.17	198,983.05				198,983.05						129,095.12		198,983.05
MUNICIPALITY OF LOS BAÑOS, LAGUNA		386,222.74		386,222.74											551.18		385,671.56
CSE-MOOE		386,222.74		386,222.74											551.18		385,671.56
MUNICIPALITY OF NAGCARLAN, LAGUNA		1,618,144.32		1,618,144.32	1,136,591.41				1,136,591.41						(78,831.84)		1,696,976.16
CSE-MOOE		1,618,144.32		1,618,144.32	1,136,591.41				1,136,591.41						(78,831.84)		1,696,976.16
MUNICIPALITY OF NAGTIPUNAN, QUIRINO		288,228.00		288,228.00	146,759.60				146,759.60						141,468.40		146,759.60
CSE-MOOE		288,228.00		288,228.00	146,759.60				146,759.60						141,468.40		146,759.60
MUNICIPALITY OF NAIC, CAVITE		1,755,083.17		1,755,083.17	1,208,862.75				1,208,862.75						105,150.83		1,649,932.34
CSE-MOOE		1,755,083.17		1,755,083.17	1,208,862.75				1,208,862.75						105,150.83		1,649,932.34
MUNICIPALITY OF PAETE, LAGUNA		131,577.75		131,577.75	69,505.92				69,505.92						4,668.02		126,909.73
CSE-MOOE		131,577.75		131,577.75	69,505.92				69,505.92						4,668.02		126,909.73
MUNICIPALITY OF PAGBILO, QUEZON		87,724.04		87,724.04	66,103.70				66,103.70						21,620.34		66,103.70
CSE-MOOE		87,724.04		87,724.04	66,103.70				66,103.70						21,620.34		66,103.70
MUNICIPALITY OF PAGESANIAN, LAGUNA		692,009.41		692,009.41	404,684.87				404,684.87						9,326.15		682,683.26
CSE-MOOE		692,009.41		692,009.41	404,684.87				404,684.87						9,326.15		682,683.26
MUNICIPALITY OF POLILLO, QUEZON		853,049.80		853,049.80	423,371.17				423,371.17						63,082.78		789,967.02
CSE-MOOE		853,049.80		853,049.80	423,371.17				423,371.17						63,082.78		789,967.02
MUNICIPALITY OF SABLAYAN, OCCIDENTAL MINDORO		1,739,948.06		1,739,948.06	972,455.14				972,455.14						123,833.30		1,616,114.76
CSE-MOOE		1,739,948.06		1,739,948.06	972,455.14				972,455.14						123,833.30		1,616,114.76
MUNICIPALITY OF SAN JOSE, BATANGAS		44,397.19		44,397.19	44,396.84				44,396.84						0.35		44,396.84
CSE-MOOE		44,397.19		44,397.19	44,396.84				44,396.84						0.35		44,396.84
MUNICIPALITY OF SAN LUIS, BATANGAS		791,241.21		791,241.21	314,014.24				314,014.24						58,385.79		732,855.42
CSE-MOOE		791,241.21		791,241.21	314,014.24				314,014.24						58,385.79		732,855.42
MUNICIPALITY OF SAN MATEO, RIZAL		220,616.92		220,616.92	166,284.20				166,284.20						54,332.72		166,284.20
CSE-MOOE		220,616.92		220,616.92	166,284.20				166,284.20						54,332.72		166,284.20
MUNICIPALITY OF SANTA CRUZ, LAGUNA		231,428.76		231,428.76	53,114.02				53,114.02						24.39		231,404.37
CSE-MOOE		231,428.76		231,428.76	53,114.02				53,114.02						24.39		231,404.37
MUNICIPALITY OF TAAL, BATANGAS		422,983.12		422,983.12	322,704.40				322,704.40						28,307.32		394,675.80
CSE-MOOE		422,983.12		422,983.12	322,704.40				322,704.40						28,307.32		394,675.80
MUNICIPALITY OF TAYSAN, BATANGAS		181,541.89		181,541.89	181,446.16				181,446.16						95.73		181,446.16
CSE-MOOE		181,541.89		181,541.89	181,446.16				181,446.16						95.73		181,446.16
MUNICIPALITY OF TUY, BATANGAS		230,810.36		230,810.36	230,796.59				230,796.59						13.77		230,796.59
CSE-MOOE		230,810.36		230,810.36	230,796.59				230,796.59						13.77		230,796.59
MUNICIPALITY OF VICTORIA, LAGUNA		143,513.10		143,513.10	139,574.51				139,574.51						3,938.59		139,574.51
CSE-MOOE		143,513.10		143,513.10	139,574.51				139,574.51						3,938.59		139,574.51
MUNICIPALITY OF VICTORIA, TARLAC		466,675.72		466,675.72	199,939.80				199,939.80						207,187.55		259,488.17
CSE-MOOE		466,675.72		466,675.72	199,939.80				199,939.80						207,187.55		259,488.17
MUNICIPALITY OF BUSINESS HIGH SCHOOL		62,771.56		62,771.56	9,384.96				9,384.96						53,386.60		9,384.96
CSE-MOOE		62,771.56		62,771.56	9,384.96				9,384.96						53,386.60		9,384.96
MUNICIPALITY OF BUSINESS HIGH SCHOOL - ANNEX		126,802.38		126,802.38	15,834.26				15,834.26						1,769.92		125,032.46
CSE-MOOE		126,802.38		126,802.38	15,834.26				15,834.26						1,769.92		125,032.46
MUNICIPALITY OF ELEMENTARY SCHOOL		143,896.51		143,896.51	143,837.03				143,837.03						59.48		143,837.03
CSE-MOOE		143,896.51		143,896.51	143,837.03				143,837.03						59.48		143,837.03
MUNICIPALITY OF NATIONAL HIGH SCHOOL		176,113.05		176,113.05	130,061.57				130,061.57						46,051.48		130,061.57
CSE-MOOE		176,113.05		176,113.05	130,061.57				130,061.57						46,051.48		130,061.57
MUNICIPALITY OF NATIONAL HIGH SCHOOL - TUNASAN ANNEX		8,055.09		8,055.09											319.10		7,735.99
CSE-MOOE		8,055.09		8,055.09											319.10		7,735.99
MUNICIPALITY OF SCIENCE HIGH SCHOOL		58,337.30		58,337.30	57,797.88				57,797.88						539.42		57,797.88
CSE-MOOE		58,337.30		58,337.30	57,797.88				57,797.88						539.42		57,797.88
MUNICIPALITY OF SCIENCE HIGH SCHOOL - SENIOR		9,490.89		9,490.89	9,114.63				9,114.63						376.26		9,114.63
CSE-MOOE		9,490.89		9,490.89	9,114.63				9,114.63						376.26		9,114.63
MUNICIPALITY OF NAGPAYONG HIGH SCHOOL		81,390.42		81,390.42	81,384.60				81,384.60						5.82		81,384.60
CSE-MOOE		81,390.42		81,390.42	81,384.60				81,384.60						5.82		81,384.60
MUNICIPALITY OF NAIA TERMINAL 4 POLICE STATION		2,618.65		2,618.65	2,614.55				2,614.55						4.10		2,614.55
CSE-MOOE		2,618.65		2,618.65	2,614.55				2,614.55						4.10		2,614.55
MUNICIPALITY OF NANGKA ELEMENTARY SCHOOL - MARIKINA		223,974.84		223,974.84	223,769.94				223,769.94						204.90		223,769.94
CSE-MOOE		223,974.84		223,974.84	223,769.94				223,769.94						204.90		223,769.94

Source Agencies and Projects	UACS CODE	Approved Budget			Utilizations					Disbursements					BALANCES		
		Approved Budgeted Revenue/Receipts	Additions, Reductions, Modifications/Augmentations	Adjusted Budgeted Revenue	1st Quarter Ending 'March 31	2nd Quarter Ending 'June 30	3rd Quarter Ending 'Sept. 30	4th Quarter Ending 'Dec. 31	Total	1st Quarter Ending 'March 31	2nd Quarter Ending 'June 30	3rd Quarter Ending 'Sept. 30	4th Quarter Ending 'Dec. 31	Total	Unutilized Budget	Unpaid Utilizations	
																Due and Demandable / Accounts Payable	Not Yet Due and Demandable
1	2	3	4	5=3+4	6	7	8	9	10=(6+7+8+9)	11	12	13	14	15=(11+12+13+14)	16=(5-10)	17	18
CSE-MOOE		219,993.73		219,993.73		96,328.37			96,328.37						123,665.36		96,328.37
GFA-MOOE		137,326.77		137,326.77		52,216.96			52,216.96						85,109.81		52,216.96
NATIONAL ANTI-POVERTY COMMISSION		2,250,000.00		2,250,000.00	1,271,400.00				1,271,400.00						978,600.00	1,271,400.00	
CSE-CO		2,250,000.00		2,250,000.00	1,271,400.00				1,271,400.00						978,600.00	1,271,400.00	
NATIONAL ANTI-POVERTY COMMISSION		14,320,511.16		14,320,511.16	2,781,976.61				2,781,976.61						11,538,534.55		2,781,976.61
CSE-MOOE		2,460,973.71		2,460,973.71	1,606,791.40				1,606,791.40						854,182.31		1,606,791.40
GFA-MOOE		11,859,537.45		11,859,537.45	1,175,185.21				1,175,185.21						10,684,352.24		1,175,185.21
NATIONAL ARCHIVES OF THE PHILIPPINES		1,121,066.30		1,121,066.30	356,499.17				356,499.17						764,567.13		356,499.17
CSE-MOOE		1,121,066.30		1,121,066.30	356,499.17				356,499.17						764,567.13		356,499.17
NATIONAL BOOK DEVELOPMENT BOARD		43,433.27		43,433.27	1,843.66				1,843.66						41,589.61		1,843.66
CSE-MOOE		43,433.27		43,433.27	1,843.66				1,843.66						41,589.61		1,843.66
NATIONAL BUREAU OF INVESTIGATION		96,187,583.02		96,187,583.02	32,101,273.82				32,101,273.82						64,086,309.20		32,101,273.82
CSE-MOOE		1,811,761.20		1,811,761.20											1,811,761.20		
NCSE-CO		94,375,821.82		94,375,821.82	32,101,273.82				32,101,273.82						62,274,548.00		32,101,273.82
NATIONAL BUREAU OF INVESTIGATION		13,826,684.40		13,826,684.40	7,084,255.41	5,505,168.34			12,589,423.75						1,237,260.65		12,589,423.75
CSE-MOOE		13,826,684.40		13,826,684.40	7,084,255.41	5,505,168.34			12,589,423.75						1,237,260.65		12,589,423.75
NATIONAL CAPITAL REGION POLICE OFFICE - PNP		186,072.08		186,072.08		183,966.08			183,966.08						2,106.00		183,966.08
CSE-MOOE		186,072.08		186,072.08		183,966.08			183,966.08						2,106.00		183,966.08
NATIONAL CENTER FOR MENTAL HEALTH		2,016,713.50		2,016,713.50	894,075.04	882,763.66			1,776,838.70						239,874.80		1,776,838.70
CSE-MOOE		2,016,713.50		2,016,713.50	894,075.04	882,763.66			1,776,838.70						239,874.80		1,776,838.70
NATIONAL CHILDREN'S HOSPITAL		3,004,764.73		3,004,764.73	2,553,996.10	446,390.00			3,000,346.10						4,418.63		3,000,346.10
CSE-MOOE		3,004,764.73		3,004,764.73	2,553,996.10	446,390.00			3,000,346.10						4,418.63		3,000,346.10
NATIONAL COMMISSION FOR CULTURE AND THE ARTS		774,800.61		774,800.61	433,943.36	230,224.19			664,167.55						110,633.06		664,167.55
CSE-MOOE		774,800.61		774,800.61	433,943.36	230,224.19			664,167.55						110,633.06		664,167.55
NATIONAL COMMISSION ON INDIGENOUS PEOPLES		2,639,616.52		2,639,616.52	694,951.05	951,276.24			1,646,227.29						993,389.23		1,646,227.29
CSE-MOOE		1,327,616.52		1,327,616.52	694,951.05	314,446.18			1,009,397.23						318,219.29		1,009,397.23
GFA-MOOE		1,312,000.00		1,312,000.00	636,830.06				636,830.06						675,169.94		636,830.06
NATIONAL COMMISSION ON INDIGENOUS PEOPLES - REGION IV		242,652.26		242,652.26	153,443.40	63,339.25			216,782.65						25,869.61		216,782.65
CSE-MOOE		242,652.26		242,652.26	153,443.40	63,339.25			216,782.65						25,869.61		216,782.65
NATIONAL COMMISSION ON MUSLIM FILIPINOS		9,049,205.14		9,049,205.14	2,794,894.66	5,955,022.90			8,749,917.56						299,287.58		8,749,917.56
CSE-MOOE		9,049,205.14		9,049,205.14	2,794,894.66	5,955,022.90			8,749,917.56						299,287.58		8,749,917.56
NATIONAL COMMISSION ON MUSLIM FILIPINOS - NCR		19,791.72		19,791.72													19,791.72
CSE-CO		19,791.72		19,791.72													19,791.72
SOFTWARE-MOOE		19,791.72		19,791.72													19,791.72
NATIONAL COMMISSION ON MUSLIM FILIPINOS - NCR		3,662,796.00		3,662,796.00	3,640,208.00				3,640,208.00						22,588.00		3,640,208.00
CSE-MOOE		3,662,796.00		3,662,796.00	3,640,208.00				3,640,208.00						22,588.00		3,640,208.00
National Commission on Muslim Filipinos (Office on Muslim Affairs)		385,558.75		385,558.75	222,141.25				222,141.25						163,417.50		222,141.25
CSE-MOOE		385,558.75		385,558.75	222,141.25				222,141.25						163,417.50		222,141.25
NATIONAL CONCILIATION AND MEDIATION BOARD		145,296.57		145,296.57	28,079.80	117,174.80			145,254.60						41.97		145,254.60
CSE-MOOE		145,296.57		145,296.57	28,079.80	117,174.80			145,254.60						41.97		145,254.60
NATIONAL CONCILIATION AND MEDIATION BOARD - NCR		234,031.40		234,031.40	119,508.53	97,886.95			217,395.48						16,635.92		217,395.48
CSE-MOOE		234,031.40		234,031.40	119,508.53	97,886.95			217,395.48						16,635.92		217,395.48
NATIONAL CONCILIATION AND MEDIATION BOARD - REGION IV-A		113,417.89		113,417.89	73,971.36	21,412.82			95,384.18						18,033.71		95,384.18
CSE-MOOE		113,417.89		113,417.89	73,971.36	21,412.82			95,384.18						18,033.71		95,384.18
NATIONAL CONCILIATION AND MEDIATION BOARD- REGIONAL FIELD OFFICE I		114,142.68		114,142.68	114,124.98				114,124.98						17.70	114,124.98	
SOFTWARE-MOOE		114,142.68		114,142.68	114,124.98				114,124.98						17.70	114,124.98	
National Council for Children's Television		105,902.94		105,902.94	105,821.93				105,821.93						81.01		105,821.93
CSE-MOOE		105,902.94		105,902.94	105,821.93				105,821.93						81.01		105,821.93
NATIONAL COUNCIL ON DISABILITY AFFAIRS		1,052,893.20		1,052,893.20	162,029.03	82,299.76			244,288.79						808,604.41		244,288.79
CSE-MOOE		1,052,893.20		1,052,893.20	162,029.03	82,299.76			244,288.79						808,604.41		244,288.79
GFA-MOOE						41,475.90			203,504.93						849,388.27		203,504.93
NATIONAL DAIRY AUTHORITY		449,406.09		449,406.09	446,168.36	40,783.86			446,168.36						(40,783.86)		446,168.36
SOFTWARE-MOOE		449,406.09		449,406.09	446,168.36	40,783.86			446,168.36						(40,783.86)		446,168.36
NATIONAL DAIRY AUTHORITY		910,647.06		910,647.06	464,948.78	231,696.85			696,645.63						214,001.43		696,645.63
CSE-MOOE		910,647.06		910,647.06	464,948.78	231,696.85			696,645.63						214,001.43		696,645.63
NATIONAL DAIRY AUTHORITY - SOUTHERN LUZON DEPARTMENT		24,151.31		24,151.31	13,700.35				13,700.35						10,450.96		13,700.35
CSE-MOOE		24,151.31		24,151.31	13,700.35				13,700.35						10,450.96		13,700.35
NATIONAL DEFENSE COLLEGE OF THE PHILIPPINES, DND		744,828.76		744,828.76	16,239.04				16,239.04						728,589.72		16,239.04
CSE-MOOE		744,828.76		744,828.76	16,239.04				16,239.04						728,589.72		16,239.04
ECONOH		99,194.89		99,194.89	80,610.39				80,610.39						18,584.50		80,610.39
GFA-MOOE		99,194.89		99,194.89	80,610.39				80,610.39						18,584.50		80,610.39
NATIONAL ECONOMIC AND DEVELOPMENT AUTHORITY - MAIN		554,964.13		554,964.13	554,461.44				554,461.44						502.69		554,461.44
SOFTWARE-MOOE		554,964.13		554,964.13	554,461.44				554,461.44						502.69		554,461.44
NATIONAL ECONOMIC AND DEVELOPMENT AUTHORITY - MAIN		19,945,423.30		19,945,423.30	17,303,290.11	800,909.08			18,104,199.19						1,841,224.11		18,104,199.19
CSE-MOOE		19,945,423.30		19,945,423.30	17,303,290.11	800,909.08			18,104,199.19						1,841,224.11		18,104,199.19
NATIONAL ECONOMIC AND DEVELOPMENT AUTHORITY - REGION I		100,000.00		100,000.00	17,621.72				17,621.72						82,378.28		17,621.72
GFA-MOOE		100,000.00		100,000.00	17,621.72				17,621.72						82,378.28		17,621.72
NATIONAL ECONOMIC AND DEVELOPMENT AUTHORITY - REGION IX		448,727.70		448,727.70	19,097.31												

Source Agencies and Projects	UACS CODE	Approved Budget			Utilizations					Disbursements					BALANCES		
		Approved Budgeted Revenue/Receipts	Adjustments (Additions, Reductions, Modifications/Augmentations)	Adjusted Budgeted Revenue	1st Quarter Ending 'March 31	2nd Quarter Ending 'June 30	3rd Quarter Ending 'Sept. 30	4th Quarter Ending 'Dec. 31	Total	1st Quarter Ending 'March 31	2nd Quarter Ending 'June 30	3rd Quarter Ending 'Sept. 30	4th Quarter Ending 'Dec. 31	Total	Unutilized Budget	Unpaid Utilizations	
																Due and Demandable / Accounts Payable	Not Yet Due and Demandable
1	2	3	4	5=3+(-)4	6	7	8	9	10=(6+7+8+9)	11	12	13	14	15=(11+12+13+14)	16=(5-10)	17	18
NATIONAL ELECTRIFICATION ADMINISTRATION		2,288,190.06		2,288,190.06	343,639.52	1,218,097.96			1,561,737.48						726,452.58		1,561,737.48
CSE-MOOE		1,361,816.08		1,361,816.08	343,639.52	437,668.63			781,308.15						580,507.93		781,308.15
GFA-MOOE		926,373.98		926,373.98		780,429.33			780,429.33						145,945.65		780,429.33
NATIONAL FIRE TRAINING INSTITUTE - CALAMBA CITY LAGUNA		3,016,031.20		3,016,031.20	2,331,325.90	386,986.49			2,718,312.39						297,718.81		2,718,312.39
CSE-MOOE		3,016,031.20		3,016,031.20	2,331,325.90	386,986.49			2,718,312.39						297,718.81		2,718,312.39
NATIONAL FOOD AUTHORITY		1,298,409.91		1,298,409.91	94,436.70	305,366.23			399,802.93						898,606.98		399,802.93
CSE-MOOE		1,298,409.91		1,298,409.91	94,436.70	305,366.23			399,802.93						898,606.98		399,802.93
NATIONAL FOOD AUTHORITY - NCR		507,004.70		507,004.70	196,788.48	222,907.39			419,695.87						87,308.83		419,695.87
CSE-MOOE		507,004.70		507,004.70	196,788.48	222,907.39			419,695.87						87,308.83		419,695.87
NATIONAL FOOD AUTHORITY - QUEZON PROVINCIAL OFFICE		33,668.90		33,668.90					33,668.84						0.06		33,668.84
CSE-MOOE		33,668.90		33,668.90					33,668.84						0.06		33,668.84
NATIONAL FOOD AUTHORITY - REGION IV		46,736.65		46,736.65		45,020.77			45,020.77						1,715.88		45,020.77
CSE-MOOE		46,736.65		46,736.65		45,020.77			45,020.77						1,715.88		45,020.77
NATIONAL FOOD AUTHORITY - SAN JOSE, OCCIDENTAL MINDORO		56,126.33		56,126.33	29,545.73	26,170.60			55,716.33						410.00		55,716.33
CSE-MOOE		56,126.33		56,126.33	29,545.73	26,170.60			55,716.33						410.00		55,716.33
NATIONAL HISTORICAL COMMISSION OF THE PHILIPPINES		3,019,271.17		3,019,271.17	1,196,813.79	1,935,652.25			3,132,466.04						(113,194.87)		3,132,466.04
CSE-MOOE		2,972,760.06		2,972,760.06	1,196,813.79	1,935,652.25			3,132,466.04						(113,194.87)		3,132,466.04
GFA-MOOE		46,511.11		46,511.11		1,673,009.71			1,459,456.33						1,513,203.73		1,459,456.33
NATIONAL HOME MORTGAGE FINANCE CORPORATION		828,736.76		828,736.76	250,197.74	177,412.52			427,610.26						(1,626,498.60)		1,673,009.71
CSE-MOOE		828,736.76		828,736.76	250,197.74	177,412.52			427,610.26						(1,626,498.60)		1,673,009.71
NATIONAL HOUSING AUTHORITY		607,792.35		607,792.35	607,777.22	607,777.22			607,777.22						15.13		607,777.22
CSE-MOOE		607,792.35		607,792.35	607,777.22	607,777.22			607,777.22						15.13		607,777.22
NATIONAL HOUSING AUTHORITY - EAST SECTOR (NIA - EAST SECTOR)		57,337.60		57,337.60	38,725.60	33,481.40			72,207.00						(14,869.40)		72,207.00
CSE-MOOE		57,337.60		57,337.60	38,725.60	33,481.40			72,207.00						(14,869.40)		72,207.00
NATIONAL HOUSING AUTHORITY - NCR NORTH SECTOR - MANAVA DISTRICT		1,115,209.74		1,115,209.74	877,028.26	280,351.33			1,157,379.59						(42,169.85)		1,157,379.59
CSE-MOOE		1,115,209.74		1,115,209.74	877,028.26	280,351.33			1,157,379.59						(42,169.85)		1,157,379.59
NATIONAL HOUSING AUTHORITY - PASAY CITY METRO MANILA		2,206,117.36		2,206,117.36	1,905,502.77	95,256.38			2,000,759.15						205,358.21		2,000,759.15
CSE-MOOE		2,206,117.36		2,206,117.36	1,905,502.77	95,256.38			2,000,759.15						205,358.21		2,000,759.15
NATIONAL HOUSING AUTHORITY, NCR-EAST SECTOR 2 - QUEZON CITY METRO M		168,216.60		168,216.60	168,215.96	168,215.96			168,215.96						0.64		168,215.96
CSE-MOOE		168,216.60		168,216.60	168,215.96	168,215.96			168,215.96						0.64		168,215.96
National Intelligence Coordinating Agency		174,402.70		174,402.70	174,228.86	174,228.86			174,228.86						173.84		174,228.86
CSE-MOOE		174,402.70		174,402.70	174,228.86	174,228.86			174,228.86						173.84		174,228.86
NATIONAL IRRIGATION ADMINISTRATION		1,937,150.24		1,937,150.24	1,131,084.79	724,627.69			1,855,712.48						81,437.76		1,855,712.48
CSE-MOOE		1,937,150.24		1,937,150.24	1,131,084.79	724,627.69			1,855,712.48						81,437.76		1,855,712.48
NATIONAL IRRIGATION ADMINISTRATION - RX		621,527.56		621,527.56	621,527.13	621,527.13			621,527.13						0.43		621,527.13
SOFTWARE-MOOE		89,955.84		89,955.84	89,955.59	89,955.59			89,955.59						0.25		89,955.59
NATIONAL IRRIGATION ADMINISTRATION-MAGAT RIVER INTEGRATED IRRIGATIO		89,955.84		89,955.84	89,955.59	89,955.59			89,955.59						0.25		89,955.59
SOFTWARE-MOOE		89,955.84		89,955.84	89,955.59	89,955.59			89,955.59						0.25		89,955.59
NATIONAL LABOR RELATIONS COMMISSION		4,695,287.92		4,695,287.92	4,095,779.61	1,821,582.74			5,917,362.35						(1,222,074.43)		5,917,362.35
CSE-MOOE		4,695,287.92		4,695,287.92	4,095,779.61	1,821,582.74			5,917,362.35						(1,222,074.43)		5,917,362.35
NATIONAL LABOR RELATIONS COMMISSION - REGION IV-A		359,966.90		359,966.90	63,572.90	296,394.00			63,572.90						296,394.00		63,572.90
CSE-MOOE		359,966.90		359,966.90	63,572.90	296,394.00			63,572.90						296,394.00		63,572.90
NATIONAL		257,421.32		257,421.32	257,396.34	257,396.34			257,396.34						24.98		257,396.34
CSE-MOOE		257,421.32		257,421.32	257,396.34	257,396.34			257,396.34						24.98		257,396.34
NATIONAL MAPPING AND RESOURCE INFORMATION AUTHORITY (NAMRIA)		1,332,078.69		1,332,078.69	198,809.16	272,013.56			470,822.72						861,255.97		470,822.72
CSE-MOOE		1,332,078.69		1,332,078.69	198,809.16	272,013.56			470,822.72						861,255.97		470,822.72
NATIONAL MARITIME POLYTECHNIC		327,236.21		327,236.21	21,472.67	21,472.67			305,763.54						21,472.67		305,763.54
CSE-MOOE		327,236.21		327,236.21	21,472.67	21,472.67			305,763.54						21,472.67		305,763.54
NATIONAL MEAT INSPECTION SERVICE		1,680,826.43		1,680,826.43	1,322,481.58	1,322,481.58			1,322,481.58						358,344.85		1,322,481.58
CSE-MOOE		1,199,972.30		1,199,972.30	480,616.80	480,616.80			480,616.80						719,255.50		480,616.80
GFA-MOOE		480,854.13		480,854.13	841,864.78	841,864.78			841,864.78						(361,010.65)		841,864.78
NATIONAL MUSEUM		1,451,984.30		1,451,984.30	170,658.36	756,083.23			926,741.59						525,242.71		926,741.59
CSE-MOOE		466,984.30		466,984.30	170,658.36	756,083.23			926,741.59						525,242.71		926,741.59
GFA-MOOE		985,000.00		985,000.00	170,658.36	380,520.25			551,178.61						433,821.39		551,178.61
NATIONAL NUTRITION COUNCIL		6,112.73		6,112.73											6,112.73		
SOFTWARE-MOOE		6,112.73		6,112.73											6,112.73		
NATIONAL NUTRITION COUNCIL		11,026.12		11,026.12											11,026.12		
CSE-MOOE		11,026.12		11,026.12											11,026.12		
NATIONAL NUTRITION COUNCIL - NATIONAL CAPITAL REGION		2,195.94		2,195.94		2,195.94			2,195.94						23.76		2,195.94
CSE-MOOE		2,195.94		2,195.94		2,195.94			2,195.94						23.76		2,195.94
NATIONAL PARKS DEVELOPMENT COMMITTEE		6,117.25		6,117.25											6,117.25		
SOFTWARE-MOOE		6,117.25		6,117.25											6,117.25		
NATIONAL PARKS DEVELOPMENT COMMITTEE		593,385.62		593,385.62	569,440.16	57,390.86			626,831.02						(33,445.40)		626,831.02
CSE-MOOE		593,385.62		593,385.62	569,440.16	57,390.86			626,831.02						(33,445.40)		626,831.02
NATIONAL POLICE COMMISSION		89,805.16		89,805.16											89,805.16		
SOFTWARE-MOOE		89,805.16		89,805.16											89,805.16		
NATIONAL POLICE COMMISSION		14,967,402.60		14,967,402.60	13,829,341.37	1,936,072.04			15,765,413.41						(798,010.81)		15,765,413.41
CSE-MOOE		14,967,402.60		14,967,402.60	13,829,341.37	1,936,072.04			15,765,413.41								

Source Agencies and Projects	UACS CODE	Approved Budget			Utilizations						Disbursements				BALANCES		
		Approved Budgeted Revenue/Receipts	(Additions, Reductions, Modifications/Avg. (1+2+3+4))	Adjusted Budgeted Revenue	1st Quarter Ending 'March 31	2nd Quarter Ending 'June 30	3rd Quarter Ending 'Sept. 30	4th Quarter Ending 'Dec. 31	Total	1st Quarter Ending 'March 31	2nd Quarter Ending 'June 30	3rd Quarter Ending 'Sept. 30	4th Quarter Ending 'Dec. 31	Total	Unutilized Budget	Unpaid Utilizations	
																Due and Demandable / Accounts Payable	Not Yet Due and Demandable
1	2	3	4	5=(3+4)	6	7	8	9	10=(6+7+8+9)	11	12	13	14	15=(11+12+13+14)	16=(5-10)	17	18
CSE-MOOE		863,510.72		863,510.72	581,275.98	83,172.97			664,448.95					199,061.77			664,448.95
NATIONAL PRIVACY COMMISSION		3,374,715.97		3,374,715.97	345,661.06	2,952,295.76			3,297,956.81					76,759.15		3,297,956.81	
SOFTWARE-MOOE		3,374,715.97		3,374,715.97	345,661.06	2,952,295.76			3,297,956.81					76,759.15			
NATIONAL PRIVACY COMMISSION		14,600,857.92		14,600,857.92	7,301,937.95	1,187,351.47			8,489,289.42					6,111,568.50			8,489,289.42
CSE-MOOE		14,567,133.60		14,567,133.60	7,301,937.95	1,187,351.47			8,489,289.42					6,077,844.18			8,489,289.42
GFA-MOOE		33,724.32		33,724.32										33,724.32			
National Research Council of the Philippines		2,539.70		2,539.70										2,539.70			
SOFTWARE-MOOE		2,539.70		2,539.70										2,539.70			
National Research Council of the Philippines		1,093,600.00		1,093,600.00	230,694.14	440,470.79			671,164.93					422,435.07			671,164.93
CSE-MOOE		593,600.00		593,600.00	128,552.71	188,663.60			317,216.31					276,383.69			317,216.31
GFA-MOOE		500,000.00		500,000.00	102,141.43	251,807.19			353,948.62					146,051.38			353,948.62
National Security Council		227,856.80		227,856.80	75,436.37	61,459.30			136,895.67					90,961.13			136,895.67
CSE-MOOE		227,856.80		227,856.80	75,436.37	61,459.30			136,895.67					90,961.13			136,895.67
NATIONAL TAX RESEARCH CENTER		12,600.00		12,600.00										12,600.00			
CSE-CO		12,600.00		12,600.00										12,600.00			
NATIONAL TAX RESEARCH CENTER		1,597,800.00		1,597,800.00	655,200.00	695,012.68			1,350,212.68					247,587.32			1,350,212.68
CSE-MOOE		1,597,800.00		1,597,800.00	655,200.00	695,012.68			1,350,212.68					247,587.32			1,350,212.68
NATIONAL TELECOMMUNICATIONS COMMISSION		8,033,432.15		8,033,432.15	1,755,995.41	6,939,070.58			8,695,065.99					(661,633.84)			8,695,065.99
CSE-MOOE		8,033,432.15		8,033,432.15	1,755,995.41	6,939,070.58			8,695,065.99					(661,633.84)			8,695,065.99
GFA-MOOE						1,506,546.99			1,506,546.99					(1,506,546.99)			1,506,546.99
NATIONAL TELECOMMUNICATIONS COMMISSION - NCR		407,642.77		407,642.77	340,772.24	66,662.10			407,434.34					208.43			407,434.34
CSE-MOOE		407,642.77		407,642.77	340,772.24	66,662.10			407,434.34					208.43			407,434.34
NATIONAL TELECOMMUNICATIONS COMMISSION - REGION VII						60,819.93			60,819.93					(60,819.93)			60,819.93
GFA-MOOE						60,819.93			60,819.93					(60,819.93)			60,819.93
NATIONAL TOBACCO ADMINISTRATION		1,704,318.09		1,704,318.09	1,703,283.90				1,703,283.90					1,034.19		1,703,283.90	
SOFTWARE-MOOE		1,704,318.09		1,704,318.09	1,703,283.90				1,703,283.90					1,034.19		1,703,283.90	
NATIONAL TOBACCO ADMINISTRATION		96,591.10		96,591.10		93,991.10			93,991.10					2,600.00			93,991.10
CSE-MOOE		96,591.10		96,591.10		93,991.10			93,991.10					2,600.00			93,991.10
NATIONAL TRANSMISSION CORPORATION (TRANSCO)		3,733,147.74		3,733,147.74	2,504,788.90	1,920,645.45			4,425,434.35					(692,286.61)			4,425,434.35
CSE-MOOE		3,733,147.74		3,733,147.74	2,504,788.90	1,920,645.45			4,425,434.35					(692,286.61)			4,425,434.35
GFA-MOOE		2,586,341.04		2,586,341.04	2,331,075.94	239,669.24			2,570,745.18					15,595.86			2,570,745.18
NATIONAL WAGES AND PRODUCTIVITY COMMISSION		1,146,806.70		1,146,806.70	173,712.96	1,680,976.21			1,854,689.17					(707,882.47)			1,854,689.17
CSE-MOOE		1,146,806.70		1,146,806.70	173,712.96	1,680,976.21			1,854,689.17					(707,882.47)			1,854,689.17
CSE-CO		783,498.83		783,498.83										1,009,127.86		187,168.18	
SOFTWARE-MOOE		412,797.21		412,797.21	187,168.18				187,168.18							187,168.18	
NATIONAL WAGES AND PRODUCTIVITY COMMISSION		7,950,898.83		7,950,898.83	6,109,342.10	212,015.79			6,321,357.89					1,629,540.94			6,321,357.89
CSE-MOOE		6,450,898.83		6,450,898.83	6,109,342.10	212,015.79			6,321,357.89					1,629,540.94			6,321,357.89
GFA-MOOE		1,500,000.00		1,500,000.00										129,540.94			1,500,000.00
NATIONAL WATER RESOURCES BOARD		1,008,986.45		1,008,986.45	989,398.70				989,398.70					19,587.76		989,398.70	
SOFTWARE-MOOE		1,008,986.45		1,008,986.45	989,398.70				989,398.70					19,587.76		989,398.70	
NATIONAL WATER RESOURCES BOARD		4,500,905.04		4,500,905.04	2,446,421.19	1,341,409.66			3,787,830.85					713,074.19			3,787,830.85
CSE-MOOE		3,406,450.45		3,406,450.45	2,228,773.12	1,109,457.74			3,368,230.86					38,219.59			3,368,230.86
GFA-MOOE		1,094,454.59		1,094,454.59	187,648.07	231,951.92			419,599.99					674,854.60			419,599.99
NATIONAL YOUTH COMMISSION		784,168.63		784,168.63	654,167.20				737,828.31					(607,826.88)			737,828.31
CSE-MOOE		784,168.63		784,168.63	654,167.20				737,828.31					(607,826.88)			737,828.31
GFA-MOOE						44,869.98			699,037.18					85,131.45			699,037.18
NATL ECONOMIC & DEVT AUTHORITY - REGION IV-B		54,004.28		54,004.28		692,958.33			692,958.33					(692,958.33)			692,958.33
CSE-MOOE		4.28		4.28		26,759.75			26,759.75					27,244.53			26,759.75
GFA-MOOE		54,000.00		54,000.00										4.28			54,000.00
NAVOTAS ELEMENTARY SCHOOL		13,190.09		13,190.09	8,327.05				8,327.05					4,863.04			8,327.05
CSE-MOOE		13,190.09		13,190.09	8,327.05				8,327.05					4,863.04			8,327.05
NAVOTAS FISHING PORT - PFDA		177,151.93		177,151.93	41,096.39				41,096.39					136,055.54			41,096.39
CSE-MOOE		177,151.93		177,151.93	41,096.39				41,096.39					136,055.54			41,096.39
NAVOTAS NATIONAL HIGH SCHOOL		36,919.37		36,919.37	33,730.57				33,730.57					3,188.80			33,730.57
CSE-MOOE		36,919.37		36,919.37	33,730.57				33,730.57					3,188.80			33,730.57
NAYONG FILIPINO FOUNDATION		157,309.88		157,309.88	78,066.48	55,547.97			133,614.45					23,695.43			133,614.45
CSE-MOOE		157,309.88		157,309.88	78,066.48	55,547.97			133,614.45					23,695.43			133,614.45
NEMESIO L YABUT ELEMENTARY SCHOOL		138,232.40		138,232.40	138,213.95				138,213.95					18.45			138,213.95
CSE-MOOE		138,232.40		138,232.40	138,213.95				138,213.95					18.45			138,213.95
NEMESIO L YABUT SENIOR HIGH SCHOOL		185,716.88		185,716.88	185,710.98				185,710.98					5.90			185,710.98
CSE-MOOE		185,716.88		185,716.88	185,710.98				185,710.98					5.90			185,710.98
NEWS AND INFORMATION BUREAU		257,567.42		257,567.42	144,832.57	28,924.32			173,756.89					83,810.53			173,756.89
GFA-MOOE		257,567.42		257,567.42	144,832.57	28,924.32			173,756.89					83,810.53			173,756.89
NINYOY AQUINO ELEMENTARY SCHOOL		153,703.11		153,703.11	143,580.75				143,580.75					10,122.36			143,580.75
CSE-MOOE		153,703.11		153,703.11	143,580.75				143,580.75					10,122.36			143,580.75
NOVALICHES HIGH SCHOOL		72.16		72.16										72.16			
CSE-MOOE		72.16		72.16										72.16			
NUOVA VIZCAYA STATE UNIVERSITY		1,094,381.55		1,094,381.55	776,711.67	304,190.61			1,080,902.28					13,479.27			1,080,902.28
CSE-MOOE		1,094,381.55		1,094,381.55	776,711.67	304,190.61			1,080,902.28					13,479.27			1,080,902.28
OCCIDENTAL MINDORO STATE COLLEGE		965,700.00		965,700.00	951,912.00				951,912.00								

Source Agencies and Projects	UACS CODE	Approved Budget			Utilizations					Disbursements					BALANCES		
		Approved Budgeted Revenue/Receipts	Adjustments (Additions, Reductions, Modifications/Augmentations)	Adjusted Budgeted Revenue	1st Quarter Ending 'March 31	2nd Quarter Ending 'June 30	3rd Quarter Ending 'Sept. 30	4th Quarter Ending 'Dec. 31	Total	1st Quarter Ending 'March 31	2nd Quarter Ending 'June 30	3rd Quarter Ending 'Sept. 30	4th Quarter Ending 'Dec. 31	Total	Unutilized Budget	Unpaid Utilizations	
																Due and Demandable / Accounts Payable	Not Yet Due and Demandable
1	2	3	4	5=(3+4)	6	7	8	9	10=(6+7+8+9)	11	12	13	14	15=(11+12+13+14)	16=(5-10)	17	18
OFFICE FOR TRANSPORTATION SECURITY		24,995,312.00		24,995,312.00	13,443,036.00	1,688,089.69			15,131,125.69								
CSE-MOOE		22,981,424.40		22,981,424.40	13,443,036.00	484,767.20			13,927,803.20						9,864,186.31		15,131,125.69
GFA-MOOE		2,013,887.60		2,013,887.60		1,203,322.49			1,203,322.49						9,051,621.20		13,927,803.20
OFFICE OF CIVIL DEFENSE		(0.00)		(0.00)											810,565.11		1,203,322.49
CSE-CO		(0.00)		(0.00)											(0.00)		-
OFFICE OF CIVIL DEFENSE		14,776,424.09		14,776,424.09	6,666,665.07	7,259,682.16			13,926,347.23						(0.00)		13,926,347.23
CSE-MOOE		10,776,424.09		10,776,424.09	6,666,665.07	1,006,255.77			7,672,920.84						850,076.86		7,672,920.84
GFA-MOOE		4,000,000.00		4,000,000.00		6,253,426.39			6,253,426.39						3,103,503.25		6,253,426.39
OFFICE OF CIVIL DEFENSE - IV-B		134,096.71		134,096.71	106,998.46	25,952.11			132,950.57						(2,253,426.39)		132,950.57
CSE-MOOE		134,096.71		134,096.71	106,998.46	25,952.11			132,950.57						1,146.14		132,950.57
OFFICE OF CIVIL DEFENSE - REGION IV-A		54,704.58		54,704.58	52,843.83				52,843.83						1,146.14		52,843.83
CSE-MOOE		54,704.58		54,704.58	52,843.83				52,843.83						1,860.75		52,843.83
OFFICE OF THE AIR FORCE ADJUTANT(PAF) - PASAY CITY METRO MANILA		97,400.00		97,400.00		97,285.52			97,285.52						1,860.75		97,285.52
CSE-MOOE		97,400.00		97,400.00		97,285.52			97,285.52						114.48		97,285.52
OFFICE OF THE AIR FORCE INSPECTOR GENERAL - PASAY CITY		46,247.46		46,247.46	46,134.57				46,134.57						114.48		46,134.57
CSE-MOOE		46,247.46		46,247.46	46,134.57				46,134.57						112.89		46,134.57
OFFICE OF THE ASSISTANT CHIEF OF AIR STAFF FOR LOGISTICS A4(PAF)		350,000.00		350,000.00	249,999.30	2,837.70			249,999.30						100,000.70		249,999.30
CSE-MOOE		350,000.00		350,000.00	249,999.30	2,837.70			249,999.30						100,000.70		249,999.30
OFFICE OF THE ASSISTANT CHIEF OF AIR STAFF FOR OPERATION		104,784.96		104,784.96	41,661.40	2,837.70			44,499.10						60,285.86		44,499.10
CSE-MOOE		104,784.96		104,784.96	41,661.40	2,837.70			44,499.10						60,285.86		44,499.10
OFFICE OF THE ASSISTANT CHIEF OF AIR STAFF FOR PLANS A-5		39,650.00		39,650.00		34,306.50			34,306.50						5,343.50		34,306.50
CSE-MOOE		39,650.00		39,650.00		34,306.50			34,306.50						5,343.50		34,306.50
OFFICE OF THE ASSISTANT CHIEF OF STAFF FOR LOGISTICS G4		300,223.83		300,223.83	300,222.66	1.17			300,222.66						1.17		300,222.66
CSE-MOOE		300,223.83		300,223.83	300,222.66	1.17			300,222.66						1.17		300,222.66
OFFICE OF THE ASSISTANT CHIEF OF STAFF FOR PERSONNEL G1 OGI(PA) - TAGUI		362,199.77		362,199.77	170,541.90	19,897.68			170,541.90						191,657.87		170,541.90
CSE-MOOE		362,199.77		362,199.77	170,541.90	19,897.68			170,541.90						191,657.87		170,541.90
OFFICE OF THE CHIEF OF AIR STAFF (PAF)		40,000.00		40,000.00	10,249.50	9,648.18			19,897.68						20,102.32		19,897.68
CSE-MOOE		40,000.00		40,000.00	10,249.50	9,648.18			19,897.68						20,102.32		19,897.68
OFFICE OF THE CHIEF SURGEON AIR FORCE - PASAY CITY		42,340.00		42,340.00	39,142.98	3,197.02			39,142.98						3,197.02		39,142.98
CSE-MOOE		42,340.00		42,340.00	39,142.98	3,197.02			39,142.98						3,197.02		39,142.98
OFFICE OF THE GOVERNMENT CORPORATE COUNSEL		3,937,234.37		3,937,234.37	3,637,234.37	136,271.59			3,773,505.96						163,728.41		3,773,505.96
CSE-MOOE		3,937,234.37		3,937,234.37	3,637,234.37	136,271.59			3,773,505.96						163,728.41		3,773,505.96
OFFICE OF THE OMBUDSMAN - MAIN OFFICE		2,012,707.87		2,012,707.87	199,378.40	1,161,336.72			1,161,336.72						851,371.15		1,161,336.72
CSE-MOOE		2,012,707.87		2,012,707.87	199,378.40	1,161,336.72			1,161,336.72						851,371.15		1,161,336.72
OFFICE OF THE PRESIDENT		2,413,931.63		2,413,931.63	2,396,764.03	2,396,764.03			2,396,764.03						17,167.60	905,151.24	1,491,612.79
SOFTWARE-MOOE		2,413,931.63		2,413,931.63	2,396,764.03	2,396,764.03			2,396,764.03						17,167.60	905,151.24	1,491,612.79
OFFICE OF THE PRESIDENT		23,404,585.94		23,404,585.94	11,688,330.95	6,548,226.22			18,236,557.17						5,168,028.77		18,236,557.17
CSE-MOOE		23,404,585.94		23,404,585.94	11,688,330.95	6,548,226.22			18,236,557.17						5,168,028.77		18,236,557.17
OFFICE OF THE PRESIDENTIAL ADVISER ON THE PEACE PR		40,343.60		40,343.60											40,343.60		
SOFTWARE-MOOE		40,343.60		40,343.60											40,343.60		
OFFICE OF THE PRESIDENTIAL ADVISER ON THE PEACE PROCESS		2,352,022.56		2,352,022.56	2,351,792.10				2,351,792.10						230.46	2,351,792.10	
CSE-MOOE		2,352,022.56		2,352,022.56	2,351,792.10				2,351,792.10						230.46	2,351,792.10	
OFFICE OF THE PRESIDENTIAL ADVISER ON THE PEACE PROCESS		14,694,600.91		14,694,600.91	11,230,982.70	9,435,160.29			20,666,142.99						230.46		20,666,142.99
CSE-MOOE		14,694,600.91		14,694,600.91	11,230,982.70	9,435,160.29			20,666,142.99						230.46		20,666,142.99
GFA-MOOE						1,090,134.93			1,090,134.93						(5,971,542.08)		1,090,134.93
OFFICE OF THE SECRETARY OF AIR STAFF - PASAY CITY METRO MANILA		28,700.00		28,700.00		8,345,025.36			8,345,025.36						2,373,483.28		8,345,025.36
CSE-MOOE		28,700.00		28,700.00		8,345,025.36			8,345,025.36						2,373,483.28		8,345,025.36
Office of the Solicitor General		8,595,920.81		8,595,920.81	1,435,449.60	7,073,491.21			8,508,940.81						6,337.25	8,508,940.81	
SOFTWARE-MOOE		8,595,920.81		8,595,920.81	1,435,449.60	7,073,491.21			8,508,940.81						6,337.25	8,508,940.81	
Office of the Solicitor General		1,310,849.79		1,310,849.79	407,925.15	3,125,602.25			3,533,527.40						22,362.75	3,533,527.40	
CSE-MOOE		1,310,849.79		1,310,849.79	407,925.15	3,125,602.25			3,533,527.40						22,362.75	3,533,527.40	
GFA-MOOE						129,406.28			129,406.28						(2,222,677.61)		129,406.28
OFFICE OF THE VICE-PRESIDENT OF THE PHILS.		3,204,823.05		3,204,823.05	3,204,820.57	2,996,195.97			2,996,195.97						773,518.36	2,996,195.97	
SOFTWARE-MOOE		3,204,823.05		3,204,823.05	3,204,820.57	2,996,195.97			2,996,195.97						773,518.36	2,996,195.97	
OFFICE OF THE VICE-PRESIDENT OF THE PHILS.		9,748,254.96		9,748,254.96	5,619,931.35	5,032,225.39			10,652,156.74						2.48	3,204,820.57	
CSE-MOOE		9,748,254.96		9,748,254.96	5,619,931.35	5,032,225.39			10,652,156.74						2.48	3,204,820.57	
GFA-MOOE		6,207,228.48		6,207,228.48													
Office of Transportation Cooperatives		131,760.58		131,760.58	46,018.54	46,018.54			46,018.54						85,742.03	46,018.54	
SOFTWARE-MOOE		131,760.58		131,760.58	46,018.54	46,018.54			46,018.54						85,742.03	46,018.54	
Office of Transportation Cooperatives		538,570.42		538,570.42	374,973.26	1,218,620.39			1,593,593.65						163,597.16		1,593,593.65
CSE-MOOE		538,570.42		538,570.42	374,973.26	1,218,620.39			1,593,593.65						163,597.16		1,593,593.65
GFA-MOOE															(1,055,023.23)		
OPTICAL MEDIA BOARD		596,798.79		596,798.79	230,488.13	324,946.65			555,434.78						41,364.01	230,488.13	324,946.65
SOFTWARE-MOOE		596,798.79		596,798.79	230,488.13	324,946.65			555,434.78						41,364.01	230,488.13	324,946.65
OPTICAL MEDIA BOARD		1,963.87		1,963.87											1,963.87		
SOFTWARE-MOOE		1,963.87		1,963.87											1,963.87		
OPTICAL MEDIA BOARD		288,193.10		288,193.10	141,565.10	105,241.76			246,806.86						1,963.87		246,806.86
CSE-MOOE</																	



Source Agencies and Projects	UACS CODE	Approved Budget			Utilizations					Disbursements					BALANCES		
		Approved Budgeted Revenue/Receipts	Adjustments (Additions, Reductions, Modifications/Augmentations)	Adjusted Budgeted Revenue	1st Quarter Ending 'March 31	2nd Quarter Ending 'June 30	3rd Quarter Ending 'Sept. 30	4th Quarter Ending 'Dec. 31	Total	1st Quarter Ending 'March 31	2nd Quarter Ending 'June 30	3rd Quarter Ending 'Sept. 30	4th Quarter Ending 'Dec. 31	Total	Unutilized Budget	Unpaid Utilizations	
																Due and Demandable / Accounts Payable	Not Yet Due and Demandable
1	2	3	4	5=(3+4)	6	7	8	9	10=(6+7+8+9)	11	12	13	14	15=(11+12+13+14)	16=(5-10)	17	18
CSE-MOOE		714,159.47		714,159.47	673,442.91	181,842.36			855,285.17						(141,125.70)		855,285.17
OVERSEAS WORKERS WELFARE ADMINISTRATION		0.03		0.03					-						0.03		-
SOFTWARE-MOOE		0.03		0.03					-						0.03		-
OVERSEAS WORKERS WELFARE ADMINISTRATION		2,354,232.57		2,354,232.57	1,365,806.97	872,660.38			2,238,467.35						115,765.22		2,238,467.35
CSE-MOOE		2,354,232.57		2,354,232.57	1,365,806.97	872,660.38			2,238,467.35						115,765.22		2,238,467.35
P. BURGOS ELEMENTARY SCHOOL		24,637.94		24,637.94	23,841.74				23,841.74						796.20		23,841.74
CSE-MOOE		24,637.94		24,637.94	23,841.74				23,841.74						796.20		23,841.74
PADRE MARIANO GOMEZ ELEMENTARY SCHOOL		170,469.74		170,469.74	166,034.14				166,034.14						4,435.60		166,034.14
CSE-MOOE		170,469.74		170,469.74	166,034.14				166,034.14						4,435.60		166,034.14
PADRE ZAMORA ELEMENTARY SCHOOL		32,820.03		32,820.03	32,820.01				32,820.01						0.02		32,820.01
CSE-MOOE		32,820.03		32,820.03	32,820.01				32,820.01						0.02		32,820.01
PAF TACTICAL OPERATIONS WING EASTERN MINDANAO - DAVAO CITY DAVAO I		119,633.14		119,633.14	72,802.14	29,325.60			102,127.74						17,505.40		102,127.74
CSE-MOOE		119,633.14		119,633.14	72,802.14	29,325.60			102,127.74						17,505.40		102,127.74
PAG-IBIG FUND CORPORATE HEADQUARTERS		44,142,859.36		44,142,859.36	249,265.87	38,680,995.18			38,930,261.05		239,678.72			239,678.72	5,212,598.31	38,690,582.33	-
SOFTWARE-MOOE		44,142,859.36		44,142,859.36	249,265.87	38,680,995.18			38,930,261.05		239,678.72			239,678.72	5,212,598.31	38,690,582.33	-
PAG-IBIG FUND CORPORATE HEADQUARTERS		11,961,827.70		11,961,827.70	4,073,020.07	2,785,910.89			6,858,930.96						5,102,896.74		6,858,930.96
CSE-MOOE		11,286,575.35		11,286,575.35	4,057,698.70	2,298,260.49			6,355,959.19						4,930,616.16		6,355,959.19
GFA-MOOE		675,252.35		675,252.35	15,321.37	487,650.40			502,971.77						172,280.58		502,971.77
PAG-IBIG FUND NCR EAST - QUEZON CITY		767,109.32		767,109.32	752,808.91				752,808.91						14,300.41		752,808.91
CSE-MOOE		767,109.32		767,109.32	752,808.91				752,808.91						14,300.41		752,808.91
PAG-IBIG FUND TAS CL I & II		33,631.63		33,631.63		10,028.20			10,028.20						23,603.43		10,028.20
GFA-MOOE		33,631.63		33,631.63		10,028.20			10,028.20						23,603.43		10,028.20
PAG-IBIG FUND TAS-NCR SOUTH		648,206.79		648,206.79	390,665.66	244,116.12			634,781.78						13,425.01		634,781.78
CSE-MOOE		648,206.79		648,206.79	390,665.66	244,116.12			634,781.78						13,425.01		634,781.78
PAG-IBIG FUND TAS-NCR WEST		222,178.06		222,178.06	159,110.60				162,328.66						59,849.40		162,328.66
CSE-MOOE		222,178.06		222,178.06	159,110.60				162,328.66						59,849.40		162,328.66
PALACIO DEL GOBERNADOR CONDOMINIUM CORPORATION		63,389.20		63,389.20	5,372.20				61,098.72						2,290.48		61,098.72
CSE-MOOE		63,389.20		63,389.20	5,372.20				61,098.72						2,290.48		61,098.72
PALATIW ELEMENTARY SCHOOL - PASIG		18,954.92		18,954.92	7,108.92				7,108.92						11,846.00		7,108.92
CSE-MOOE		18,954.92		18,954.92	7,108.92				7,108.92						11,846.00		7,108.92
PALAWAN STATE UNIVERSITY		201,416.86		201,416.86					-						201,416.86		-
GFA-MOOE		201,416.86		201,416.86					-						201,416.86		-
PAMANTASAN NG LUNGSDONG NG MAYNILA		1,916,358.36		1,916,358.36	1,252,950.52				1,252,950.52						663,407.84		1,252,950.52
CSE-MOOE		1,916,358.36		1,916,358.36	1,252,950.52				1,252,950.52						663,407.84		1,252,950.52
PANTAY NATIONAL HIGHSCHOOL - TERESA RIZAL		22,880.00		22,880.00	22,858.05				22,858.05						21.95		22,858.05
CSE-MOOE		22,880.00		22,880.00	22,858.05				22,858.05						21.95		22,858.05
PARAÑAQUE NATIONAL HIGH SCHOOL		157,427.45		157,427.45	153,161.00	4,205.42			157,366.42						61.03		157,366.42
CSE-MOOE		157,427.45		157,427.45	153,161.00	4,205.42			157,366.42						61.03		157,366.42
PARANG ELEMENTARY SCHOOL		260,302.23		260,302.23	255,783.11				255,783.11						4,519.12		255,783.11
CSE-MOOE		260,302.23		260,302.23	255,783.11				255,783.11						4,519.12		255,783.11
PARANG HIGH SCHOOL-MARIKINA		245,569.53		245,569.53	235,564.56				235,564.56						10,004.97		235,564.56
CSE-MOOE		245,569.53		245,569.53	235,564.56				235,564.56						10,004.97		235,564.56
PAROLE AND PROBATION ADMINISTRATION		1,036,642.39		1,036,642.39		1,025,973.06			1,025,973.06						10,669.32	1,025,973.06	-
SOFTWARE-MOOE		1,036,642.39		1,036,642.39		1,025,973.06			1,025,973.06						10,669.32	1,025,973.06	-
PAROLE AND PROBATION ADMINISTRATION		1,125,356.28		1,125,356.28	39,994.27				83,573.24						1,041,783.04		83,573.24
CSE-MOOE		1,125,356.28		1,125,356.28	39,994.27				83,573.24						1,041,783.04		83,573.24
GFA-MOOE		-		-					79,870.55						1,045,485.73		79,870.55
PAROLE AND PROBATION ADMINISTRATION - NCR		633,397.59		633,397.59	380,666.68	291,356.91			672,023.59						3,702.69		672,023.59
CSE-MOOE		633,397.59		633,397.59	380,666.68	291,356.91			672,023.59						3,702.69		672,023.59
GFA-MOOE		-		-					631,404.56						1,993.03		631,404.56
PAROLE AND PROBATION ADMINISTRATION REGION IVB		21,215.14		21,215.14		46,055.74			46,055.74						(40,619.03)		46,055.74
GFA-MOOE		21,215.14		21,215.14		46,055.74			46,055.74						(40,619.03)		46,055.74
PASAY CITY EAST HIGH SCHOOL		129,671.41		129,671.41	6,774.94				6,774.94						(24,840.60)		6,774.94
CSE-MOOE		129,671.41		129,671.41	6,774.94				6,774.94						(24,840.60)		6,774.94
PASAY CITY NORTH HIGH SCHOOL - M. DELA CRUZ CAMPUS		248,585.35		248,585.35	228,468.94				228,468.94						122,896.47		228,468.94
CSE-MOOE		248,585.35		248,585.35	228,468.94				228,468.94						122,896.47		228,468.94
PASAY CITY SCIENCE HIGH SCHOOL		41,764.89		41,764.89	19,652.00	28,063.60			47,715.60						20,116.41		47,715.60
CSE-MOOE		41,764.89		41,764.89	19,652.00	28,063.60			47,715.60						20,116.41		47,715.60
PASAY CITY SOUTH HIGH SCHOOL		173,132.65		173,132.65	118,753.24				118,753.24						54,379.41		118,753.24
CSE-MOOE		173,132.65		173,132.65	118,753.24				118,753.24						54,379.41		118,753.24
PASAY CITY WEST HIGH SCHOOL		617,925.52		617,925.52	476,739.06	129,837.95			606,577.01						11,348.51		606,577.01
CSE-MOOE		617,925.52		617,925.52	476,739.06	129,837.95			606,577.01						11,348.51		606,577.01
PASIG ELEMENTARY SCHOOL		47,216.10		47,216.10	46,910.96				46,910.96						305.14		46,910.96
CSE-MOOE		47,216.10		47,216.10	46,910.96				46,910.96						305.14		46,910.96
PASO DE BLAS NATIONAL HIGH SCHOOL - VALENZUELA CITY METRO MANILA		26,837.15		26,837.15		22,019.40			22,019.40						4,817.75		22,019.40
CSE-MOOE		26,837.15		26,837.15		22,019.40			22,019.40						4,817.75		22,019.40
PCARRD-DEPARTMENT OF SCIENCE AND TECHNOLOGY		3,005,163.38		3,005,163.38	2,081,238.80	532,577.52			2,613,816.32						391,347.06		2,613,816.32
CSE-MOOE		3,005,163.38		3,005,163.38	2,081,238.80	532,577.52			2,613,816.32						391,347.06		2,613,816.32
PEA TOLLWAY CORPORATION		1,070,358.26		1,070,358.26		79,787.83			79,787.83						990,570.43		79,787.83
CSE-MOOE		1															

Source Agencies and Projects	UACS CODE	Approved Budget			Utilizations					Disbursements					BALANCES		
		Approved Budgeted Revenue/Receipts	Adjustments (Additions, Reductions, Modifications/Augmentations)	Adjusted Budgeted Revenue	1st Quarter Ending 'March 31	2nd Quarter Ending 'June 30	3rd Quarter Ending 'Sept. 30	4th Quarter Ending 'Dec. 31	Total	1st Quarter Ending 'March 31	2nd Quarter Ending 'June 30	3rd Quarter Ending 'Sept. 30	4th Quarter Ending 'Dec. 31	Total	Unutilized Budget	Unpaid Utilizations	
																Due and Demandable/Accounts Payable	Not Yet Due and Demandable
PEZA - MACTAN ECONOMIC ZONE		480,334.58		480,334.58	332,722.88	200,896.43			533,619.31						(83,284.73)		533,619.31
GFA-MOOE		480,334.58		480,334.58	332,722.88	200,896.43			533,619.31						(83,284.73)		533,619.31
PHIL. ATMOSPHERIC GEOPHYSICAL & ASTRONOMICAL SERVICES ADM.		2,503,530.94		2,503,530.94	1,724,026.36	901,134.02			2,625,160.38						(121,629.44)		2,625,160.38
CSE-MOOE		2,503,530.94		2,503,530.94	1,724,026.36	901,134.02			2,625,160.38						(121,629.44)		2,625,160.38
PHIL. CENTER FOR POSTHARVEST DEV AND MECIL		8,198.30		8,198.30													8,198.30
SOFTWARE-MOOE		8,198.30		8,198.30													8,198.30
PHIL. CENTER FOR POSTHARVEST DEV AND MECIL		2,108,914.37		2,108,914.37	1,478,779.88	629,993.81			2,108,773.69						140.68		2,108,773.69
CSE-MOOE		2,108,914.37		2,108,914.37	1,478,779.88	629,993.81			2,108,773.69						140.68		2,108,773.69
PHIL. INSTITUTE OF TRADITIONAL AND ALTERNATIVE HEALTH CARE		365,599.88		365,599.88	117,003.15	62,210.66			179,213.81						186,386.07		179,213.81
CSE-MOOE		365,599.88		365,599.88	117,003.15	62,210.66			179,213.81						186,386.07		179,213.81
GFA-MOOE						56,779.38			56,779.38						243,165.45		122,434.43
PHIL. HEALTH INSURANCE CORPORATION - REGION - IV A		2,191,398.18		2,191,398.18	515,574.95	1,445,113.48			1,960,688.43						230,709.75		1,960,688.43
CSE-MOOE		2,191,398.18		2,191,398.18	515,574.95	1,445,113.48			1,960,688.43						230,709.75		1,960,688.43
PHILIPPINE AEROSPACE DEVELOPMENT CORPORATION		7,918.73		7,918.73	7,402.53				7,402.53						516.20		7,402.53
CSE-MOOE		7,918.73		7,918.73	7,402.53				7,402.53						516.20		7,402.53
PHILIPPINE AIR FORCE		18,750.00		18,750.00													18,750.00
CSE-MOOE		18,750.00		18,750.00													18,750.00
PHILIPPINE AIR FORCE - 580TH ACWW		144,000.00		144,000.00	110,192.00				110,192.00						33,808.00		110,192.00
CSE-MOOE		144,000.00		144,000.00	110,192.00				110,192.00						33,808.00		110,192.00
PHILIPPINE AIR FORCE - PROCUREMENT CENTER		2,362,933.69		2,362,933.69	2,087,792.46	221,935.49			2,309,727.95						53,205.74		2,309,727.95
CSE-MOOE		2,362,933.69		2,362,933.69	2,087,792.46	221,935.49			2,309,727.95						53,205.74		2,309,727.95
PHILIPPINE AIR FORCE AFREQ		100,000.00		100,000.00	99,996.29				99,996.29						3.71		99,996.29
CSE-MOOE		100,000.00		100,000.00	99,996.29				99,996.29						3.71		99,996.29
PHILIPPINE AIR FORCE CIVIL MILITARY OPERATIONS GROUP		244,837.98		244,837.98	218,410.94	3,154.49			221,565.43						23,272.55		221,565.43
CSE-MOOE		244,837.98		244,837.98	218,410.94	3,154.49			221,565.43						23,272.55		221,565.43
PHILIPPINE AIR FORCE OA3		50,019.83		50,019.83	23,923.55	21,289.80			45,213.35						4,806.48		45,213.35
CSE-MOOE		50,019.83		50,019.83	23,923.55	21,289.80			45,213.35						4,806.48		45,213.35
PHILIPPINE AIR FORCE OFFICE OF THE AIR FORCE CHIEF OF ENGINEERS		73,192.83		73,192.83	73,170.93				73,170.93						21.90		73,170.93
CSE-MOOE		73,192.83		73,192.83	73,170.93				73,170.93						21.90		73,170.93
PHILIPPINE AIR FORCE PERSONNEL MGMT CENTER - PASAY CITY		211,880.00		211,880.00	105,927.49	105,871.67			211,799.16						80.84		211,799.16
CSE-MOOE		211,880.00		211,880.00	105,927.49	105,871.67			211,799.16						80.84		211,799.16
PHILIPPINE AMUSEMENT AND GAMING CORPORATION		4,057,019.13		4,057,019.13											4,057,019.13		
SOFTWARE-MOOE		4,057,019.13		4,057,019.13											4,057,019.13		
PHILIPPINE AMUSEMENT AND GAMING CORPORATION		(0.00)		(0.00)											(0.00)		
SOFTWARE-MOOE		(0.00)		(0.00)											(0.00)		
PHILIPPINE AMUSEMENT AND GAMING CORPORATION		27,019,837.12		27,019,837.12	18,003,580.12	4,380,770.16			22,384,350.28						4,635,486.84		22,384,350.28
CSE-MOOE		27,019,837.12		27,019,837.12	18,003,580.12	4,380,770.16			22,384,350.28						4,635,486.84		22,384,350.28
PHILIPPINE AMUSEMENT AND GAMING CORPORATION - TAGAYTAY		107,199.03		107,199.03	107,186.93				107,186.93						12.10		107,186.93
CSE-MOOE		107,199.03		107,199.03	107,186.93				107,186.93						12.10		107,186.93
PHILIPPINE AMUSEMENT AND GAMING CORPORATION WINFORD		963,111.00		963,111.00	650,074.63	120,246.11			770,320.74						192,790.26		770,320.74
CSE-MOOE		963,111.00		963,111.00	650,074.63	120,246.11			770,320.74						192,790.26		770,320.74
PHILIPPINE AMUSEMENT AND GAMING CORPORATION IYATT		2,127,257.71		2,127,257.71	337,590.87	838,820.35			1,176,411.22						950,846.49		1,176,411.22
CSE-MOOE		2,127,257.71		2,127,257.71	337,590.87	838,820.35			1,176,411.22						950,846.49		1,176,411.22
PHILIPPINE ARMY - PROCUREMENT CENTER		2,469.84		2,469.84											2,469.84		
SOFTWARE-MOOE		2,469.84		2,469.84											2,469.84		
PHILIPPINE ARMY - PROCUREMENT CENTER		9,403,447.13		9,403,447.13	2,736,877.70	5,296,251.99			8,033,129.69						1,370,317.44		8,033,129.69
CSE-MOOE		9,403,447.13		9,403,447.13	2,736,877.70	5,296,251.99			8,033,129.69						1,370,317.44		8,033,129.69
PHILIPPINE CARABAO CENTER		1,036,194.04		1,036,194.04		943,653.98			943,653.98						92,540.05	943,653.98	
SOFTWARE-MOOE		1,036,194.04		1,036,194.04		943,653.98			943,653.98						92,540.05	943,653.98	
PHILIPPINE CARABAO CENTER		148,424.27		148,424.27	86,280.14	62,138.40			148,418.54						5.73		148,418.54
CSE-MOOE		148,424.27		148,424.27	86,280.14	62,138.40			148,418.54						5.73		148,418.54
PHILIPPINE CARABAO CENTER - LOS BAÑOS LAGUNA		64,212.46		64,212.46		63,311.36			63,311.36						901.10		63,311.36
CSE-MOOE		64,212.46		64,212.46		63,311.36			63,311.36						901.10		63,311.36
PHILIPPINE CENTER FOR ECONOMIC DEVELOPMENT		50,000.00		50,000.00											50,000.00		
CSE-MOOE		50,000.00		50,000.00											50,000.00		
PHILIPPINE CHARITY SWEEPSTAKES OFFICE		98,365,581.18		98,365,581.18	96,228,747.15				96,228,747.15						2,136,834.03		96,228,747.15
SOFTWARE-MOOE		98,365,581.18		98,365,581.18	96,228,747.15				96,228,747.15						2,136,834.03		96,228,747.15
PHILIPPINE CHARITY SWEEPSTAKES OFFICE		96,386,607.89		96,386,607.89	96,191,747.99				96,191,747.99						194,859.90		96,191,747.99
CSE-MOOE		96,386,607.89		96,386,607.89	96,191,747.99				96,191,747.99						194,859.90		96,191,747.99
PHILIPPINE CHILDRENS MEDICAL CENTER		1,293,640.96		1,293,640.96	658,835.81	634,735.97			1,293,571.78						69.18		1,293,571.78
CSE-MOOE		1,293,640.96		1,293,640.96	658,835.81	634,735.97			1,293,571.78						69.18		1,293,571.78
Philippine Coast Guard		11,672.40		11,672.40					11,672.29						0.11	11,672.29	
SOFTWARE-MOOE		11,672.40		11,672.40					11,672.29						0.11	11,672.29	
Philippine Coast Guard		49,790,969.43		49,790,969.43	18,172,779.32	8,203,291.66			26,376,070.98						23,414,898.45		26,376,070.98
CSE-MOOE		49,790,969.43		49,790,969.43	18,172,779.32	8,203,291.66			26,376,070.98						23,414,898.45		26,376,070.98
PHILIPPINE COAST GUARD - CGWCESC		897,968.62		897,968.62	435,904.67	344,996.01			780,900.68						117,067.94		780,900.68
CSE-MOOE		897,968.62		897,968.62	435,904.67	344,996.01			780,900.68						117,067.94		780,900.68
PHILIPPINE COAST GUARD - COAST GUARD DISTRICT NCR - CENTRAL LUZON		765,490.13		765,490.13	678,852.35				678,852.35						86,637.78		678,852.35
CSE-MOOE		765,490.13		765,490.13	678,852.35				678,852.35						86,637.78		678,852.35
PHILIPPINE COAST GUARD - COAST GUARD DISTRICT SOUTHERN TAGALOG		727,686.56		727,686.56	603,868.52	85,515.67			689,384.19								

Source Agencies and Projects	UACS CODE	Approved Budget			Utilizations					Disbursements				BALANCES			
		Approved Budgeted Revenue/Receipts	Adjustments (Additions, Reductions, Modifications/Augmentations)	Adjusted Budgeted Revenue	1st Quarter Ending 'March 31	2nd Quarter Ending 'June 30	3rd Quarter Ending 'Sept. 30	4th Quarter Ending 'Dec. 31	Total	1st Quarter Ending 'March 31	2nd Quarter Ending 'June 30	3rd Quarter Ending 'Sept. 30	4th Quarter Ending 'Dec. 31	Total	Unutilized Budget	Unpaid Utilizations	
																Due and Demandable / Accounts Payable	Not Yet Due and Demandable
1	2	3	4	5=(3+4)	6	7	8	9	10=(6+7+8+9)	11	12	13	14	15=(11+12+13+14)	16=(5-10)	17	18
CSE-MOOE		180,111.64		180,111.64	180,023.07				180,023.07					-	88.57		180,023.07
PHILIPPINE COAST GUARD COAST GUARD HUMAN RESOURCE MANAGEMENT CO		95,369.50		95,369.50	92,042.33				92,042.33					-			
SOFTWARE-MOOE		95,369.50		95,369.50	92,042.33				92,042.33		31,548.96			31,548.96	3,327.17	60,493.38	(0.00)
PHILIPPINE COASTGUARD LOGISTICS SYSTEM COMMAND		3,399,338.85		3,399,338.85	1,819,096.07	1,008,515.47			2,827,611.54		3,548.96			3,548.96	3,327.17	60,493.38	(0.00)
CSE-MOOE		2,916,730.94		2,916,730.94	1,819,096.07				2,827,611.54					-	571,717.31		2,827,611.54
GFA-MOOE		482,597.91		482,597.91	965,870.69				2,784,966.76					-	131,764.18		2,784,966.76
PHILIPPINE COCONUT AUTHORITY - MAIN		61,186.70		61,186.70	42,644.78				42,644.78					-	439,933.13		42,644.78
CSE-MOOE		61,186.70		61,186.70	56,891.35				56,891.35					-	4,295.35		56,891.35
PHILIPPINE COCONUT AUTHORITY - REGIONS I - IV-B		61,186.70		61,186.70	56,891.35				56,891.35					-	4,295.35		56,891.35
CSE-MOOE					11,206.73				11,206.73					-	(11,206.73)		11,206.73
PHILIPPINE COMMISSION ON WOMEN		184,138.80		184,138.80	184,138.80				11,206.73					-	(11,206.73)		11,206.73
SOFTWARE-MOOE		184,138.80		184,138.80	184,138.80				11,206.73					-	(0.00)	184,138.80	-
PHILIPPINE COMMISSION ON WOMEN		1,598,422.40		1,598,422.40	184,138.80				11,206.73					-	(0.00)	184,138.80	-
CSE-MOOE		1,043,240.67		1,043,240.67	445,410.93				1,364,657.49					-	233,764.91		1,364,657.49
GFA-MOOE		555,181.73		555,181.73	802,357.64				929,184.04					-	114,056.63		929,184.04
PHILIPPINE COMPETITION COMMISSION		5,462,646.94		5,462,646.94	318,584.53				435,473.45					-	119,708.28		435,473.45
SOFTWARE-MOOE		5,462,646.94		5,462,646.94	5,058,694.99				5,428,186.30					-	34,460.64	369,491.30	5,058,694.99
PHILIPPINE COMPETITION COMMISSION		3,090,611.77		3,090,611.77	369,491.30				3,460,640.64					-	34,460.64	369,491.30	3,460,640.64
CSE-MOOE		275,275.60		275,275.60	98,734.50				371,055.91					-	2,719,555.86		371,055.91
GFA-MOOE		2,815,336.17		2,815,336.17	262,604.63				361,339.13					-	(86,063.53)		361,339.13
PHILIPPINE COUNCIL FOR AGRICULTURE AND FISHERIES		581,436.06		581,436.06	9,716.78				9,716.78					-	2,805,619.39		9,716.78
CSE-MOOE		581,436.06		581,436.06	180,494.95				1,204,448.33					-	(623,012.27)		1,204,448.33
GFA-MOOE		581,436.06		581,436.06	180,494.95				1,204,448.33					-	400,941.11		180,494.95
PHILIPPINE COUNCIL FOR HEALTH RESEARCH AND DEVELOPMENT		420,325.62		420,325.62	1,023,953.38				1,023,953.38					-	(1,023,953.38)		1,023,953.38
CSE-MOOE		420,325.62		420,325.62	139,492.24				139,492.24					-	280,833.38		139,492.24
GFA-MOOE		420,325.62		420,325.62	139,492.24				139,492.24					-	(139,492.24)		139,492.24
PHILIPPINE COUNCIL FOR INDUSTRY AND ENERGY RESEARCH AND DEVELOPMENT		36,778.70		36,778.70										-	420,325.62		
SOFTWARE-MOOE		36,778.70		36,778.70										-			
PHILIPPINE COUNCIL FOR INDUSTRY ENERGY AND EMERGING TECHNOLOGY RESEARCH		179,088.00		179,088.00										-			
SOFTWARE-MOOE		179,088.00		179,088.00										-			
PHILIPPINE COUNCIL FOR INDUSTRY ENERGY AND EMERGING TECHNOLOGY RESEARCH		1,908,160.58		1,908,160.58	143,270.40				143,270.40					-	35,817.60	143,270.40	
CSE-MOOE		844,970.58		844,970.58	1,100,842.76				1,100,842.76					-	807,317.82		1,100,842.76
GFA-MOOE		1,063,190.00		1,063,190.00	1,100,842.76				1,100,842.76					-	(255,872.18)		1,100,842.76
PHILIPPINE CROP INSURANCE CORPORATION		140,724.21		140,724.21										-	1,063,190.00		
CSE-MOOE		140,724.21		140,724.21	55,933.57				77,711.66					-	63,012.55		77,711.66
PHILIPPINE CROP INSURANCE CORPORATION - REGION III		54,751.88		54,751.88	55,933.57				77,711.66					-	63,012.55		77,711.66
CSE-MOOE		54,751.88		54,751.88										-	54,751.88		
PHILIPPINE CROP INSURANCE CORPORATION - REGION III-A		13,172.75		13,172.75										-	54,751.88		
GFA-MOOE		13,172.75		13,172.75										-	13,172.75		
PHILIPPINE CROP INSURANCE CORPORATION - REGION IV		69,182.81		69,182.81										-	13,172.75		
CSE-MOOE		69,182.81		69,182.81	65,929.88				65,929.88					-	3,252.93		65,929.88
PHILIPPINE DEPOSIT INSURANCE CORPORATION		8,901,524.74		8,901,524.74	65,929.88				65,929.88					-	3,252.93		65,929.88
SOFTWARE-MOOE		8,901,524.74		8,901,524.74										-	22.46	8,901,524.74	
PHILIPPINE DEPOSIT INSURANCE CORPORATION		18,325,143.46		18,325,143.46	12,107,671.33				14,122,665.47					-	4,202,477.99		14,122,665.47
CSE-MOOE		16,032,434.91		16,032,434.91	2,274,712.12				2,274,712.12					-	3,697,674.90		16,032,434.91
GFA-MOOE		2,292,708.55		2,292,708.55	1,787,905.46				1,787,905.46					-	504,803.09		1,787,905.46
PHILIPPINE DRUG ENFORCEMENT AGENCY		686,315.80		686,315.80	39,646.11				39,646.11					-	646,669.69		39,646.11
CSE-MOOE		686,315.80		686,315.80	39,646.11				39,646.11					-	646,669.69		39,646.11
PHILIPPINE ECONOMIC ZONE AUTHORITY		3,132,883.63		3,132,883.63	3,110,996.77				3,110,996.77					-	21,886.85		3,110,996.77
SOFTWARE-MOOE		3,132,883.63		3,132,883.63	3,110,996.77				3,110,996.77					-	21,886.85		3,110,996.77
PHILIPPINE ECONOMIC ZONE AUTHORITY		2,643,717.29		2,643,717.29	288,723.57				437,626.97					-	2,206,090.32		437,626.97
CSE-MOOE		2,643,717.29		2,643,717.29	288,723.57				437,626.97					-	2,206,090.32		437,626.97
PHILIPPINE EXPORT-IMPORT CREDIT AGENCY		83,035.36		83,035.36	41,824.20				41,824.20					-	41,211.16		41,824.20
CSE-MOOE		83,035.36		83,035.36	41,824.20				41,824.20					-	41,211.16		41,824.20
PHILIPPINE FIBER INDUSTRY DEVELOPMENT AUTHORITY		108,732.24		108,732.24										-	108,732.24		
SOFTWARE-MOOE		108,732.24		108,732.24										-	108,732.24		
PHILIPPINE FIBER INDUSTRY DEVELOPMENT AUTHORITY		15,093.34		15,093.34	6,739.02				6,739.02					-	8,354.32		6,739.02
CSE-MOOE		15,093.34		15,093.34	6,739.02				6,739.02					-	8,354.32		6,739.02
PHILIPPINE FIBER INDUSTRY DEVELOPMENT AUTHORITY - NCR/REGIONS III & IV		15,942.08		15,942.08	15,813.24				15,813.24					-	128.84		15,813.24
CSE-MOOE		15,942.08		15,942.08	15,813.24				15,813.24					-	128.84		15,813.24
PHILIPPINE FISHERIES DEVELOPMENT AUTHORITY - MAIN		862,743.46		862,743.46	121,921.65				847,476.11					-	15,267.35		847,476.11
CSE-MOOE		308,748.60		308,748.60	121,921.65				121,921.65					-	186,826.96		121,921.65
GFA-MOOE		553,994.86		553,994.86	725,554.46				725,554.46					-	(171,559.60)		725,554.46
PHILIPPINE GENERAL HOSPITAL		49,127,906.25		49,127,906.25	22,278,186.05				25,355,672.50					-	23,772,233.75		25,355,672.50
CSE-MOOE		49,127,906.25		49,127,906.25	22,278,186.05				25,355,672.50					-	23,772,233.75		25,355,672.50
PHILIPPINE GUARANTEE CORPORATION (IJC)		735,531.31		735,531.31	261,946.24				563,922.43					-	171,608.88		563,922.43
CSE-MOOE		735,531.31		735,531.31	261,946.24				563,922.43					-	171,608.88		563,922.43
Philippine Health Insurance Corporation		672,380.31		672,380.31										-	672,380.31		
SOFTWARE-MOOE		672,380.31		672,380.31										-	672,380.31		
Philippine Health Insurance Corporation		6,385,825.52		6,385,825.52	981,609.97				981,609.97					-	5,404,215.55		981,609.97
CSE-MOOE		6,385,825.52		6,385,825.52	981,609.97				981,								

Source Agencies and Projects	UACS CODE	Approved Budget Adjustments			Utilizations					Disbursements				BALANCES			
		Approved Budgeted Revenue/Receipts	(Additions, Reductions, Modifications/Augmentations)	Adjusted Budgeted Revenue	1st Quarter Ending 'March 31	2nd Quarter Ending 'June 30	3rd Quarter Ending 'Sept. 30	4th Quarter Ending 'Dec. 31	Total	1st Quarter Ending 'March 31	2nd Quarter Ending 'June 30	3rd Quarter Ending 'Sept. 30	4th Quarter Ending 'Dec. 31	Total	Unused Budget	Unpaid Utilizations	
																Due and Demandable / Accounts Payable	Not Yet Due and Demandable
1	2	3	4	5=(3+4)	6	7	8	9	10=(6+7+8+9)	11	12	13	14	15=(11+12+13+14)	16=(5-10)	17	18
CSE-MOOE		6,025,842.17		6,025,842.17	1,480,705.97	1,124,176.64			2,604,882.61					3,420,959.56			2,604,882.61
Philippine High School for the Arts		319,989.80		319,989.80	74,739.84				74,739.84					245,249.96			74,739.84
CSE-MOOE		319,989.80		319,989.80	74,739.84				74,739.84					245,249.96			74,739.84
PHILIPPINE INFORMATION AGENCY		271,722.48		271,722.48	253,101.99				253,101.99					18,620.49	253,101.99		
SOFTWARE-MOOE		271,722.48		271,722.48	253,101.99				253,101.99					18,620.49	253,101.99		
PHILIPPINE INFORMATION AGENCY		2,696,211.82		2,696,211.82	657,700.08	537,948.45			1,195,648.53					1,500,563.29			1,195,648.53
CSE-MOOE		778,608.25		778,608.25	61,447.17				719,147.25					59,461.00			719,147.25
GFA-MOOE		1,917,603.57		1,917,603.57	476,501.28				476,501.28					1,441,102.29			476,501.28
PHILIPPINE INSTITUTE OF VOLCANOLOGY AND SEISMOLOGY		1,772,771.21		1,772,771.21	413,110.92				1,289,810.12					482,961.09			1,289,810.12
CSE-MOOE		756,058.68		756,058.68	176,716.21				589,827.13					166,231.55			589,827.13
GFA-MOOE		1,016,712.53		1,016,712.53	699,982.99				699,982.99					316,729.54			699,982.99
PHILIPPINE INTERNATIONAL CONVENTION CENTER		267,485.99		267,485.99	10,111.47				266,050.49					1,435.50			266,050.49
CSE-MOOE		267,485.99		267,485.99	10,111.47				266,050.49					1,435.50			266,050.49
PHILIPPINE MERCHANT MARINE ACADEMY		76.80		76.80					-					76.80			-
SOFTWARE-MOOE		76.80		76.80					-					76.80			-
PHILIPPINE MERCHANT MARINE ACADEMY		2,041,382.58		2,041,382.58	1,425,898.66	201,264.40			1,627,163.06					414,219.52			1,627,163.06
CSE-MOOE		2,041,382.58		2,041,382.58	1,425,898.66	201,264.40			1,627,163.06					414,219.52			1,627,163.06
PHILIPPINE MINING DEVELOPMENT CORPORATION		316,198.06		316,198.06	196,981.22				374,447.28					(58,249.22)			374,447.28
CSE-MOOE		216,642.04		216,642.04	196,981.22				209,234.04					7,408.00			209,234.04
GFA-MOOE		99,556.02		99,556.02		165,213.24			165,213.24					(65,657.22)			165,213.24
PHILIPPINE NATIONAL OIL COMPANY - MAIN OFFICE		2,457,675.15		2,457,675.15		2,457,674.86			2,457,674.86					0.29	2,457,674.86		
SOFTWARE-MOOE		2,457,675.15		2,457,675.15		2,457,674.86			2,457,674.86					0.29	2,457,674.86		
PHILIPPINE NATIONAL OIL COMPANY - MAIN OFFICE		1,259,051.54		1,259,051.54	157,593.95				1,379,479.85					(120,428.31)			1,379,479.85
CSE-MOOE		1,259,051.54		1,259,051.54	157,593.95				1,379,479.85					(120,428.31)			1,379,479.85
PHILIPPINE NATIONAL POLICE		20,413,428.52		20,413,428.52	9,314,625.54	4,361,460.22			13,676,085.76					6,737,342.76			13,676,085.76
CSE-MOOE		20,413,428.52		20,413,428.52	9,314,625.54	4,361,460.22			13,676,085.76					6,737,342.76			13,676,085.76
PHILIPPINE NATIONAL POLICE - CALABARZON		680,205.65		680,205.65	488,970.13				488,970.13					191,235.52			488,970.13
CSE-MOOE		680,205.65		680,205.65	488,970.13				488,970.13					191,235.52			488,970.13
PHILIPPINE NATIONAL POLICE - PASIG POLICE STATION		8,923.97		8,923.97	8,681.65				8,681.65					242.32			8,681.65
CSE-MOOE		8,923.97		8,923.97	8,681.65				8,681.65					242.32			8,681.65
PHILIPPINE NATIONAL POLICE - SOUTHERN POLICE DISTRICT		25,091.01		25,091.01					-					25,091.01			-
CSE-MOOE		25,091.01		25,091.01					-					25,091.01			-
PHILIPPINE NATIONAL POLICE AVIATION SECURITY GROUP AVSEU-NCR NAIA PO		13,170.62		13,170.62	13,170.42				13,170.42					0.20			13,170.42
CSE-MOOE		13,170.62		13,170.62	13,170.42				13,170.42					0.20			13,170.42
PHILIPPINE NATIONAL POLICE- BALAYAN BATANGAS (PNP- BALAYAN BATANGA		37,168.39		37,168.39	17,027.26				17,027.26					20,141.13			17,027.26
CSE-MOOE		37,168.39		37,168.39	17,027.26				17,027.26					20,141.13			17,027.26
PHILIPPINE NATIONAL POLICE NAIA TERMINAL 2 POLICE STATION - PASAY CITY		5,115.31		5,115.31	5,012.87				5,012.87					102.44			5,012.87
CSE-MOOE		5,115.31		5,115.31	5,012.87				5,012.87					102.44			5,012.87
PHILIPPINE NATIONAL POLICE SUB-STATION 3 (PATEROS MPS)		5,252.84		5,252.84	1,991.26	3,247.52			5,238.78					14.06			5,238.78
CSE-MOOE		5,252.84		5,252.84	1,991.26	3,247.52			5,238.78					14.06			5,238.78
PHILIPPINE NATIONAL RAILWAYS		254,280.00		254,280.00					-					254,280.00			-
CSE-CO		254,280.00		254,280.00					-					254,280.00			-
PHILIPPINE NATIONAL RAILWAYS		3,803,187.69		3,803,187.69	1,656,545.50	815,876.36			2,472,421.86					1,330,765.83			2,472,421.86
CSE-MOOE		3,803,187.69		3,803,187.69	1,656,545.50	815,876.36			2,472,421.86					1,330,765.83			2,472,421.86
Philippine National Volunteer Service Coordinating Agency		100,000.00		100,000.00	35,186.07	65,466.67			100,652.74					(652.74)			100,652.74
CSE-MOOE		100,000.00		100,000.00	35,186.07	65,466.67			100,652.74					(652.74)			100,652.74
PHILIPPINE NAVY		786,381.98		786,381.98	619,673.49				619,673.49					166,708.49			619,673.49
CSE-MOOE		786,381.98		786,381.98	619,673.49				619,673.49					166,708.49			619,673.49
PHILIPPINE NAVY ( NAVY PERSONEL MANAGEMENT CENTER) - TAGUIG CITY		152,688.00		152,688.00	16,731.85				16,731.85					135,956.15			16,731.85
CSE-MOOE		152,688.00		152,688.00	16,731.85				16,731.85					135,956.15			16,731.85
PHILIPPINE NORMAL UNIVERSITY		3,813,389.78		3,813,389.78	1,720,724.76	535,493.24			2,256,218.00					1,557,171.78			2,256,218.00
CSE-MOOE		3,813,389.78		3,813,389.78	1,720,724.76	535,493.24			2,256,218.00					1,557,171.78			2,256,218.00
GFA-MOOE		2,902,117.54		2,902,117.54	1,617,736.22	389,644.51			2,007,380.73					894,736.81			2,007,380.73
PHILIPPINE NORMAL UNIVERSITY-SOUTH LUZON		911,272.24		911,272.24	102,988.54				248,837.27					662,434.97			248,837.27
CSE-MOOE		1,076,308.72		1,076,308.72	1,032,650.28	36,647.98			1,069,298.26					7,010.46			1,069,298.26
PHILIPPINE NUCLEAR RESEARCH INSTITUTE		1,076,308.72		1,076,308.72	1,032,650.28	36,647.98			1,069,298.26					7,010.46			1,069,298.26
PHILIPPINE ORTHOPEDIC CENTER		380,331.12		380,331.12	164,653.47	209,257.22			373,910.69					6,420.43			373,910.69
CSE-MOOE		380,331.12		380,331.12	164,653.47	209,257.22			373,910.69					6,420.43			373,910.69
PHILIPPINE OVERSEAS EMPLOYMENT ADMINISTRATION		2,938,053.45		2,938,053.45	1,988,053.90	207,648.38			2,195,702.28					742,351.17			2,195,702.28
CSE-MOOE		2,938,053.45		2,938,053.45	1,988,053.90	207,648.38			2,195,702.28					742,351.17			2,195,702.28
PHILIPPINE OVERSEAS EMPLOYMENT ADMINISTRATION		17,322,166.08		17,322,166.08	14,086,774.83	3,191,045.64			17,277,820.48					44,345.61	16,560,301.60		717,518.88
CSE-CO		10,810,800.00		10,810,800.00	10,810,800.00				10,810,800.00					10,810,800.00		5,749,501.60	
SOFTWARE-MOOE		6,511,366.08		6,511,366.08	3,275,974.83	3,191,045.64			6,467,020.48					44,345.61			717,518.88
PHILIPPINE OVERSEAS EMPLOYMENT ADMINISTRATION		11,750,873.41		11,750,873.41	563,307.75	11,170,031.16			11,733,338.91					17,534.50			11,733,338.91
CSE-MOOE		11,750,873.41		11,750,873.41	563,307.75	11,170,031.16			11,733,338.91					17,534.50			11,733,338.91
PHILIPPINE PORTS AUTHORITY - HEAD OFFICE		11,895,335.72		11,895,335.72	11,801,511.76				11,801,511.76					93,823.96	11,801,511.76		
SOFTWARE-MOOE		11,895,335.72		11,895,335.72	11,801,511.76				11,801,511.76					93,823.96	11,801,511.76		
PHILIPPINE PORTS AUTHORITY - HEAD OFFICE		1,432,544.13		1,432,544.13	1,352,466.26	80,068.04											

Source Agencies and Projects	UACS CODE	Approved Budget			Utilizations					Disbursements				BALANCES			
		Approved Budgeted Revenue/Receipts	Adjustments (Additions, Reductions, Modifications/Augmentations)	Adjusted Budgeted Revenue	1st Quarter Ending 'March 31	2nd Quarter Ending 'June 30	3rd Quarter Ending 'Sept. 30	4th Quarter Ending 'Dec. 31	Total	1st Quarter Ending 'March 31	2nd Quarter Ending 'June 30	3rd Quarter Ending 'Sept. 30	4th Quarter Ending 'Dec. 31	Total	Unutilized Budget	Unpaid Utilizations	
																Due and Demandable / Accounts Payable	Not Yet Due and Demandable
1	2	3	4	5-(3+4)	6	7	8	9	10-(6+7+8+9)	11	12	13	14	15-(11+12+13+14)	16-(5-10)	17	18
PHILIPPINE PORTS AUTHORITY - PMD SOUTH HARBOR		130,689.40		130,689.40	104,561.73				104,561.73					-	26,127.67		104,561.73
CSE-MOOE		130,689.40		130,689.40	104,561.73				104,561.73					-	26,127.67		104,561.73
PHILIPPINE PORTS AUTHORITY-MAIN		3,176,550.06		3,176,550.06		3,177,373.00			3,177,373.00					-	(822.94)	3,177,373.00	
SOFTWARE-MOOE		3,176,550.06		3,176,550.06		3,177,373.00			3,177,373.00					-	(822.94)	3,177,373.00	
PHILIPPINE POSTAL CORPORATION		26,545.20		26,545.20	11,955.10	26,545.20			38,500.30					-	(11,955.10)		38,500.30
CSE-MOOE		26,545.20		26,545.20	11,955.10	26,545.20			38,500.30					-	(11,955.10)		38,500.30
PHILIPPINE POSTAL CORPORATION - MEGA MANILA		537,869.83		537,869.83	511,119.10				511,119.10					-	26,750.73		511,119.10
CSE-MOOE		537,869.83		537,869.83	511,119.10				511,119.10					-	26,750.73		511,119.10
PHILIPPINE PUBLIC SAFETY COLLEGE		4,522,202.53		4,522,202.53	3,385,347.25	347,218.08			3,732,565.33					-	789,637.20		3,732,565.33
CSE-MOOE		4,522,202.53		4,522,202.53	3,385,347.25	347,218.08			3,732,565.33					-	789,637.20		3,732,565.33
PHILIPPINE RACING COMMISSION		764,176.96		764,176.96	72,556.80	766,475.90			839,032.70					-	(74,855.74)		839,032.70
CSE-MOOE		764,176.96		764,176.96	72,556.80	766,475.90			839,032.70					-	(74,855.74)		839,032.70
PHILIPPINE RECLAMATION AUTHORITY		123,877.44		123,877.44										-	123,877.44		
SOFTWARE-MOOE		123,877.44		123,877.44										-	123,877.44		
PHILIPPINE RECLAMATION AUTHORITY		7,552.11		7,552.11										-	7,552.11		
SOFTWARE-MOOE		7,552.11		7,552.11										-	7,552.11		
PHILIPPINE RECLAMATION AUTHORITY		836,056.27		836,056.27	836,041.30				836,041.30					-	14.97		836,041.30
CSE-MOOE		836,056.27		836,056.27	836,041.30				836,041.30					-	14.97		836,041.30
PHILIPPINE RETIREMENT AUTHORITY		828.21		828.21										-	828.21		
CSE-MOOE		828.21		828.21										-	828.21		
SOFTWARE-MOOE		827.03		827.03										-	827.03		
PHILIPPINE RETIREMENT AUTHORITY		1.18		1.18										-	1.18		
CSE-MOOE		95,272.17		95,272.17	35,877.65				35,877.65					-	59,394.52		35,877.65
PHILIPPINE RICE RESEARCH INSTITUTE		255,357.84		255,357.84		255,350.91			255,350.91					-	6.93	8,760.71	246,590.20
SOFTWARE-MOOE		255,357.84		255,357.84		255,350.91			255,350.91					-	6.93	8,760.71	246,590.20
PHILIPPINE RICE RESEARCH INSTITUTE		380,593.82		380,593.82	142,479.14	98,137.71			240,616.85					-	139,976.97		240,616.85
CSE-MOOE		335,935.29		335,935.29	142,479.14				142,479.14					-	193,456.15		142,479.14
GFA-MOOE		44,658.53		44,658.53		98,137.71			98,137.71					-	(53,479.18)		98,137.71
PHILIPPINE RICE RESEARCH INSTITUTE - LOS BAÑOS BRANCH		28,304.00		28,304.00	28,303.06				28,303.06					-	0.94		28,303.06
CSE-MOOE		28,304.00		28,304.00	28,303.06				28,303.06					-	0.94		28,303.06
PHILIPPINE SCHOOL FOR THE BLIND		82,328.20		82,328.20	3,889.50	15,684.80			19,574.30					-	62,753.90		19,574.30
CSE-MOOE		82,328.20		82,328.20	3,889.50	15,684.80			19,574.30					-	62,753.90		19,574.30
PHILIPPINE SCHOOL FOR THE DEAF		250,401.87		250,401.87	242,697.98				242,697.98					-	7,703.89		242,697.98
CSE-MOOE		250,401.87		250,401.87	242,697.98				242,697.98					-	7,703.89		242,697.98
PHILIPPINE SCIENCE HIGH SCHOOL		360,298.33		360,298.33	445,429.52				445,429.52					-	(85,131.19)		445,429.52
CSE-MOOE		360,298.33		360,298.33	445,429.52				445,429.52					-	(85,131.19)		445,429.52
PHILIPPINE SCIENCE HIGH SCHOOL - CALABARZON REGION CAMPUS		63,646.40		63,646.40	54,763.50				54,763.50					-	8,882.90		54,763.50
CSE-MOOE		63,646.40		63,646.40	54,763.50				54,763.50					-	8,882.90		54,763.50
PHILIPPINE SCIENCE HIGH SCHOOL - CARAGA REGION CAMPUS		1,655,472.96		1,655,472.96	87,035.18				87,035.18					-	1,568,437.78		87,035.18
GFA-MOOE		1,655,472.96		1,655,472.96	87,035.18				87,035.18					-	1,568,437.78		87,035.18
PHILIPPINE SCIENCE HIGH SCHOOL - CENTRAL MINDANAO CAMPUS					30,253.83				30,253.83					-	(30,253.83)		30,253.83
GFA-MOOE					30,253.83				30,253.83					-	(30,253.83)		30,253.83
PHILIPPINE SCIENCE HIGH SCHOOL - CENTRAL VISAYAS CAMPUS		347,781.88		347,781.88	114,363.69				114,363.69					-	233,418.19		114,363.69
GFA-MOOE		347,781.88		347,781.88	114,363.69				114,363.69					-	233,418.19		114,363.69
PHILIPPINE SCIENCE HIGH SCHOOL - EASTERN VISAYAS CAMPUS		3,827,777.15		3,827,777.15										-	3,827,777.15		
GFA-MOOE		3,827,777.15		3,827,777.15										-	3,827,777.15		
PHILIPPINE SCIENCE HIGH SCHOOL - REGION V		300,000.00		300,000.00	3,712.80				3,712.80					-	296,287.20		3,712.80
GFA-MOOE		300,000.00		300,000.00	3,712.80				3,712.80					-	296,287.20		3,712.80
PHILIPPINE SCIENCE HIGH SCHOOL - REGION XI		500,000.00		500,000.00										-	500,000.00		
GFA-MOOE		500,000.00		500,000.00										-	500,000.00		
PHILIPPINE SCIENCE HIGH SCHOOL - SOCCSKSARGEN REGION CAMPUS					89,071.66				89,071.66					-	(89,071.66)		89,071.66
GFA-MOOE					89,071.66				89,071.66					-	(89,071.66)		89,071.66
PHILIPPINE SCIENCE HIGH SCHOOL SYSTEM		150,041.70		150,041.70	26,143.34				26,143.34					-	123,898.36		26,143.34
CSE-MOOE		150,041.70		150,041.70	26,143.34				26,143.34					-	123,898.36		26,143.34
Philippine Science High School		1,252,836.00		1,252,836.00	686,174.15				686,174.15					-	566,661.85		686,174.15
CSE-MOOE		1,252,836.00		1,252,836.00	686,174.15				686,174.15					-	566,661.85		686,174.15
SOFTWARE-MOOE		3,022,225.04		3,022,225.04	262,531.57	2,712,469.03			2,975,000.60		252,434.20			-	47,224.44	10,097.37	2,712,469.03
PHILIPPINE SPACE AGENCY QUEZON CITY		3,022,225.04		3,022,225.04	262,531.57	2,712,469.03			2,975,000.60		252,434.20			-	47,224.44	10,097.37	2,712,469.03
CSE-MOOE		4,131,418.38		4,131,418.38	3,995,227.94				3,995,227.94					-	136,190.44		3,995,227.94
SOFTWARE-MOOE		4,131,418.38		4,131,418.38	3,995,227.94				3,995,227.94					-	136,190.44		3,995,227.94
PHILIPPINE SPORTS COMMISSION		2,151,565.47		2,151,565.47	2,139,172.15				2,139,172.15					-	12,393.32	2,139,172.15	
CSE-MOOE		2,151,565.47		2,151,565.47	2,139,172.15				2,139,172.15					-	12,393.32	2,139,172.15	
PHILIPPINE STATE COLLEGE OF AERONAUTICS		7,098,255.82		7,098,255.82	7,010,613.82				7,010,613.82					-	87,642.00		7,010,613.82
CSE-MOOE		7,098,255.82		7,098,255.82	7,010,613.82				7,010,613.82					-	87,642.00		7,010,613.82
PHILIPPINE STATE COLLEGE OF AERONAUTICS		620,552.12		620,552.12	604,949.06				604,949.06					-	15,603.06		604,949.06
CSE-MOOE		620,552.12		620,552.12	604,949.06				604,949.06					-	15,603.06		604,949.06
PHILIPPINE STATISTIC AUTHORITY - NCR REGIONAL OFFICE (SATELLITE OFFICE)		381,302.09		381,302.09	180,499.71				180,499.71					-	200,802.38		180,499.71
CSE-MOOE		381,302.09		381,302.09	180,499.71				180,499.71					-	200,802.38		180,499.71
GFA-MOOE		229,065.20		229,065.20	163,801.50				163,801.50					-	65,263.70		163,801.50
PHILIPPINE STATISTICS AUTHORITY - ALBAY		152,236.89		152,236.89	16,698.21				16,698.21					-	135,538.68		16,698.21
CSE-MOOE		152,236.89		152,236.89	16,698.21				16,698.21								

Source Agencies and Projects	UACS CODE	Approved Budget			Utilizations					Disbursements					BALANCES		
		Approved Budgeted Revenue/Receipts	(Additions, Reductions, Modifications/Augmentations)	Adjusted Budgeted Revenue	1st Quarter Ending 'March 31	2nd Quarter Ending 'June 30	3rd Quarter Ending 'Sept. 30	4th Quarter Ending 'Dec. 31	Total	1st Quarter Ending 'March 31	2nd Quarter Ending 'June 30	3rd Quarter Ending 'Sept. 30	4th Quarter Ending 'Dec. 31	Total	Unutilized Budget	Unpaid Utilizations	
																Due and Demandable / Accounts Payable	Not Yet Due and Demandable
1	2	3	4	5-(3)+(4)	6	7	8	9	10-(6)+7+8+9	11	12	13	14	15-(11)+(12)+(13)+(14)	16-(5)-(10)	17	18
PHILIPPINE STATISTICS AUTHORITY - REGION IV-A CSE-MOOE				-		199,726.72			199,726.72					-	(199,726.72)		199,726.72
PHILIPPINE STATISTICS AUTHORITY - REGION IV-B GFA-MOOE		264,399.96		264,399.96		248,588.61			248,588.61					-	15,811.35		248,588.61
PHILIPPINE STATISTICS AUTHORITY - REGION VI GFA-MOOE		264,399.96		264,399.96		263,572.41			263,572.41					-	(263,572.41)		263,572.41
PHILIPPINE STATISTICS AUTHORITY - REGION VII GFA-MOOE		347,326.42		347,326.42	44,349.35	144,510.08			188,859.43					-	158,466.99		188,859.43
PHILIPPINE STATISTICS AUTHORITY - REGION VIII GFA-MOOE		347,326.42		347,326.42	44,349.35	144,510.08			188,859.43					-	158,466.99		188,859.43
PHILIPPINE STATISTICS AUTHORITY - REGION XI GFA-MOOE		41,030.35		41,030.35										-	41,030.35		
PHILIPPINE STATISTICS AUTHORITY - REGION XI GFA-MOOE		341,416.34		341,416.34										-	341,416.34		
PHILIPPINE STATISTICS AUTHORITY - REGION XII GFA-MOOE		341,416.34		341,416.34		273,179.62			273,179.62					-	(273,179.62)		273,179.62
PHILIPPINE STATISTICS AUTHORITY - REGION XIII GFA-MOOE						273,179.62			273,179.62					-	(273,179.62)		273,179.62
PHILIPPINE STATISTICS AUTHORITY (PSA) SOFTWARE-MOOE		2,572,727.04		2,572,727.04					62,884.37					-	(62,884.37)		62,884.37
PHILIPPINE STATISTICS AUTHORITY (PSA) CSE-MOOE		50,562,121.78		50,562,121.78	18,432,861.93	19,903,523.30			38,336,385.23					-	12,225,736.55		38,336,385.23
PHILIPPINE STATISTICS AUTHORITY NCR III CSE-MOOE		34,189,116.99		34,189,116.99	16,588,185.02	17,422,696.41			34,010,881.43					-	178,235.56		34,010,881.43
PHILIPPINE STATISTICS AUTHORITY NCR III CSE-MOOE		16,373,004.79		16,373,004.79	1,844,676.91	2,480,826.89			4,325,503.80					-	12,047,500.99		4,325,503.80
PHILIPPINE STATISTICS AUTHORITY NCR POIV - CALOOCAN CITY CSE-MOOE		39,565.10		39,565.10		39,396.85			39,396.85					-	168.25		39,396.85
PHILIPPINE STATISTICS AUTHORITY NCR POIV - CALOOCAN CITY CSE-MOOE		39,565.10		39,565.10		39,396.85			39,396.85					-	168.25		39,396.85
PHILIPPINE STATISTICS AUTHORITY NCR V (SOUTH) CSE-MOOE		639,241.43		639,241.43	628,221.89	10,932.90			639,154.79					-	86.64		639,154.79
PHILIPPINE STATISTICS AUTHORITY NCR V (SOUTH) CSE-MOOE		639,241.43		639,241.43	628,221.89	10,932.90			639,154.79					-	86.64		639,154.79
Philippine Statistics Authority Region IX - Zamboanga Peninsula GFA-MOOE		236,920.00		236,920.00		94,768.00			237,191.12					-	(237,191.12)		237,191.12
Philippine Statistics Authority Region IX - Zamboanga Peninsula GFA-MOOE		236,920.00		236,920.00		94,768.00			237,191.12					-	(237,191.12)		237,191.12
PHILIPPINE STATISTICS AUTHORITY-ARMY GFA-MOOE		800,000.00		800,000.00	201,253.99	186,401.19			387,655.18					-	(387,655.18)		387,655.18
PHILIPPINE TAX ACADEMY - MANILA CSE-MOOE		17,260.15		17,260.15										-			
PHILIPPINE TEXTILE RESEARCH INSTITUTE CSE-MOOE		422,800.60		422,800.60	163,446.96	185,723.44			349,170.40					-	(349,170.40)		349,170.40
Philippine Trade Training Center CSE-MOOE		42,800.00		42,800.00		16,808.63			16,808.63					-	(16,808.63)		16,808.63
PHILIPPINE VETERANS AFFAIRS OFFICE, DND SOFTWARE-MOOE		14,871.97		14,871.97										-			
PHILIPPINE VETERANS AFFAIRS OFFICE, DND CSE-MOOE		14,924,036.30		14,924,036.30	14,282,715.04	626,473.19			14,909,188.23					-	(14,909,188.23)		14,909,188.23
PHILIPPINE VETERANS AFFAIRS OFFICE, DND CSE-MOOE		14,924,036.30		14,924,036.30	14,282,715.04	626,473.19			14,909,188.23					-	(14,909,188.23)		14,909,188.23
PINAGBUHATAN HIGH SCHOOL CSE-MOOE		612,289.46		612,289.46	304,625.17	121,485.23			426,110.40					-	(426,110.40)		426,110.40
PINEDA ELEMENTARY SCHOOL CSE-MOOE		36,198.72		36,198.72	33,829.52				33,829.52					-	(33,829.52)		33,829.52
PLARIDEL WATER DISTRICT GFA-MOOE						7,538.06			7,538.06					-	(7,538.06)		7,538.06
PNOC EXPLORATION CORPORATION CSE-MOOE		914,813.20		914,813.20	437,186.52	137,456.82			574,643.34					-	(574,643.34)		574,643.34
PNOC RENEWABLES CORPORATION CSE-MOOE		475,304.46		475,304.46	67,843.46	394,040.30			461,883.76					-	(461,883.76)		461,883.76
PNP - AGUHO POLICE SUB-STATION (SUB-STATION 2) CSE-MOOE		4,063.60		4,063.60		4,063.10			4,063.10					-	(4,063.10)		4,063.10
PNP AVIATION SECURITY GROUP (CARGO POLICE STATION) CSE-MOOE		1,096.00		1,096.00		1,015.26			1,015.26					-	(1,015.26)		1,015.26
PNP-NORTHERN POLICE DISTRICT HEADQUARTERS CSE-MOOE		56,216.78		56,216.78		55,765.68			55,765.68					-	(55,765.68)		55,765.68
PNP-NCR-CALOOCAN CITY POLICE STATION CSE-MOOE		26,698.98		26,698.98		26,197.18			26,197.18					-	(26,197.18)		26,197.18
PNP-NCR-NPD-VALENZUELA CITY POLICE STATION CSE-MOOE		192,185.58		192,185.58		192,047.84			192,047.84					-	(192,047.84)		192,047.84
PNP-NCR-SPD-PATEROS MUNICIPAL POLICE STATION CSE-MOOE		20,103.72		20,103.72										-			
PNP-NCR-SPD-PATEROS MUNICIPAL POLICE STATION CSE-MOOE		122,767.67		122,767.67		122,515.81			122,515.81					-	(122,515.81)		122,515.81
PNP-NCR-SPD-TAGUIG CITY POLICE STATION CSE-MOOE		349,063.55		349,063.55		348,916.05			348,916.05					-	(348,916.05)		348,916.05
POBLACION ELEMENTARY SCHOOL-MUNTELUPIA CSE-MOOE		61,910.04		61,910.04		58,978.04			58,978.04					-	(58,978.04)		58,978.04
POLOMOLOK WATER DISTRICT SOFTWARE-MOOE		967,037.00		967,037.00		966,293.02			966,293.02					-	(966,293.02)	966,293.02	
POLYTECHNIC UNIVERSITY OF THE PHILIPPINES SOFTWARE-MOOE		2,333,340.46		2,333,340.46		2,333,340.46			2,333,340.46					-	(2,333,340.46)		2,333,340.46
POLYTECHNIC UNIVERSITY OF THE PHILIPPINES CSE-MOOE		38,162,416.32		38,162,416.32	29,414,508.25	11,154,577.48			40,569,085.73					-	(40,569,085.73)		40,569,085.73

Source Agencies and Projects	UACS CODE	Approved Budget			Utilizations					Disbursements					BALANCES		
		Approved Budgeted Revenue/Receipts	(Additions, Reductions, Modifications/Augmentations)	Adjusted Budgeted Revenue	1st Quarter Ending 'March 31	2nd Quarter Ending 'June 30	3rd Quarter Ending 'Sept. 30	4th Quarter Ending 'Dec. 31	Total	1st Quarter Ending 'March 31	2nd Quarter Ending 'June 30	3rd Quarter Ending 'Sept. 30	4th Quarter Ending 'Dec. 31	Total	Unutilized Budget	Unpaid Utilizations	
																Due and Demandable/Accounts Payable	Not Yet Due and Demandable
1	2	3	4	5=(3+4)	6	7	8	9	10=(6+7+8+9)	11	12	13	14	15=(11+12+13+14)	16=(5-10)	17	18
PORT OF MANILA - BUREAU OF CUSTOMS		6,415,069.51			5,869,660.46	545,475.23			6,415,135.69					-	(6,415,135.69)		6,415,135.69
CSE-MOOE		6,415,069.51			5,869,660.46	545,475.23			6,415,135.69					-	(6,415,135.69)		6,415,135.69
POTRERO ELEMENTARY SCHOOL (MAIN)		103,116.60			103,116.60				103,116.60					-	(103,116.60)		103,116.60
CSE-MOOE		103,116.60			103,116.60				103,116.60					-	(103,116.60)		103,116.60
POTRERO ELEMENTARY SCHOOL I		44,651.38			44,651.38				44,651.38					-	(44,651.38)		44,651.38
CSE-MOOE		44,651.38			44,651.38				44,651.38					-	(44,651.38)		44,651.38
Power Sector Assets and Liabilities Management Corporation		3,621,652.80			3,621,652.80				3,621,652.80					-	(3,621,652.80)		3,621,652.80
SOFTWARE-MOOE		3,621,652.80			3,621,652.80				3,621,652.80					-	(3,621,652.80)		3,621,652.80
Power Sector Assets and Liabilities Management Corporation		1,530,039.72			1,530,039.72				1,530,039.72					-	(1,530,039.72)		1,530,039.72
CSE-MOOE		1,530,039.72			1,530,039.72				1,530,039.72					-	(1,530,039.72)		1,530,039.72
POWER SECTOR ASSETS AND LIABILITIES MANAGEMENT CORPORATION-QUEZON		6,487.87			6,487.87				6,487.87					-	(6,487.87)		6,487.87
SOFTWARE-MOOE		6,487.87			6,487.87				6,487.87					-	(6,487.87)		6,487.87
PPSC-PHILIPPINE NATIONAL POLICE ACADEMY		442,933.76			442,933.76				442,933.76					-	(442,933.76)		442,933.76
CSE-MOOE		442,933.76			442,933.76				442,933.76					-	(442,933.76)		442,933.76
PRESIDENTIAL LEGISLATIVE LIAISON OFFICE		253,079.42			253,079.42				253,079.42					-	(253,079.42)	253,079.42	
SOFTWARE-MOOE		253,079.42			253,079.42				253,079.42					-	(253,079.42)	253,079.42	
PRES. SERGIO OSMEÑA SR HIGH SCHOOL - MANILA METRO MANILA		34,000.00			34,000.00				34,000.00					-	(34,000.00)		34,000.00
CSE-MOOE		34,000.00			34,000.00				34,000.00					-	(34,000.00)		34,000.00
PRES. S. OSMEÑA HIGH SCHOOL - MANILA		50,000.00			50,000.00				50,000.00					-	(50,000.00)		50,000.00
CSE-MOOE		50,000.00			50,000.00				50,000.00					-	(50,000.00)		50,000.00
PRESIDENTIAL BROADCAST STAFF - RTVM		2,267,511.00			2,267,511.00				2,267,511.00					-	(2,267,511.00)		2,267,511.00
CSE-MOOE		2,267,511.00			2,267,511.00				2,267,511.00					-	(2,267,511.00)		2,267,511.00
GFA-MOOE		513,142.55			513,142.55				513,142.55					-	(513,142.55)		513,142.55
PRESIDENTIAL COMMISSION FOR THE URBAN POOR		1,734,368.45			1,734,368.45				1,734,368.45					-	(1,734,368.45)		1,734,368.45
SOFTWARE-MOOE		1,734,368.45			1,734,368.45				1,734,368.45					-	(1,734,368.45)		1,734,368.45
PRESIDENTIAL COMMISSION FOR THE URBAN POOR		4,864,443.75			4,864,443.75				4,864,443.75					-	(4,864,443.75)		4,864,443.75
CSE-MOOE		4,864,443.75			4,864,443.75				4,864,443.75					-	(4,864,443.75)		4,864,443.75
GFA-MOOE		4,338,476.45			4,338,476.45				4,338,476.45					-	(4,338,476.45)		4,338,476.45
PRESIDENTIAL COMMISSION OF GOOD GOVERNMENT		325,967.30			325,967.30				325,967.30					-	(325,967.30)		325,967.30
SOFTWARE-MOOE		325,967.30			325,967.30				325,967.30					-	(325,967.30)		325,967.30
PRESIDENTIAL COMMISSION ON GOOD GOVERNMENT		1,898.49			1,898.49				1,898.49					-	(1,898.49)		1,898.49
SOFTWARE-MOOE		1,898.49			1,898.49				1,898.49					-	(1,898.49)		1,898.49
PRESIDENTIAL COMMISSION ON GOOD GOVERNMENT		187,043.71			187,043.71				187,043.71					-	(187,043.71)		187,043.71
SOFTWARE-MOOE		187,043.71			187,043.71				187,043.71					-	(187,043.71)		187,043.71
PRESIDENTIAL COMMISSION ON GOOD GOVERNMENT		2,842,611.72			2,842,611.72				2,842,611.72					-	(2,842,611.72)		2,842,611.72
CSE-MOOE		2,842,611.72			2,842,611.72				2,842,611.72					-	(2,842,611.72)		2,842,611.72
GFA-MOOE		2,748,080.58			2,748,080.58				2,748,080.58					-	(2,748,080.58)		2,748,080.58
PRESIDENTIAL COMMISSION ON VISITING FORCES		94,531.14			94,531.14				94,531.14					-	(94,531.14)		94,531.14
CSE-MOOE		94,531.14			94,531.14				94,531.14					-	(94,531.14)		94,531.14
PRESIDENTIAL COMMUNICATIONS OPERATIONS OFFICE		343,386.19			343,386.19				343,386.19					-	(343,386.19)	340,728.46	2,657.73
SOFTWARE-MOOE		343,386.19			343,386.19				343,386.19					-	(343,386.19)	340,728.46	2,657.73
PRESIDENTIAL COMMUNICATIONS OPERATIONS OFFICE		21,689,049.70			21,689,049.70				21,689,049.70					-	(21,689,049.70)		21,689,049.70
CSE-MOOE		21,689,049.70			21,689,049.70				21,689,049.70					-	(21,689,049.70)		21,689,049.70
GFA-MOOE		6,214,631.94			6,214,631.94				6,214,631.94					-	(6,214,631.94)		6,214,631.94
PRESIDENTIAL LEGISLATIVE LIAISON OFFICE		15,474,417.76			15,474,417.76				15,474,417.76					-	(15,474,417.76)		15,474,417.76
SOFTWARE-MOOE		15,474,417.76			15,474,417.76				15,474,417.76					-	(15,474,417.76)		15,474,417.76
PRESIDENTIAL LEGISLATIVE LIAISON OFFICE		2,462.05			2,462.05				2,462.05					-	(2,462.05)		2,462.05
SOFTWARE-MOOE		2,462.05			2,462.05				2,462.05					-	(2,462.05)		2,462.05
PRESIDENTIAL LEGISLATIVE LIAISON OFFICE		874,780.59			874,780.59				874,780.59					-	(874,780.59)		874,780.59
CSE-MOOE		874,780.59			874,780.59				874,780.59					-	(874,780.59)		874,780.59
PRESIDENTIAL MANAGEMENT STAFF		41,012,648.27			41,012,648.27				41,012,648.27					-	(41,012,648.27)		41,012,648.27
NCSE-CC		21,231,625.92			21,231,625.92				21,231,625.92					-	(21,231,625.92)		21,231,625.92
SOFTWARE-MOOE		19,781,022.35			19,781,022.35				19,781,022.35					-	(19,781,022.35)		19,781,022.35
PRESIDENTIAL MANAGEMENT STAFF		18,136,204.34			18,136,204.34				18,136,204.34					-	(18,136,204.34)		18,136,204.34
CSE-MOOE		18,136,204.34			18,136,204.34				18,136,204.34					-	(18,136,204.34)		18,136,204.34
GFA-MOOE		1,442,472.70			1,442,472.70				1,442,472.70					-	(1,442,472.70)		1,442,472.70
PRESIDENTIAL SECURITY GROUP		1,442,472.70			1,442,472.70				1,442,472.70					-	(1,442,472.70)		1,442,472.70
CSE-MOOE		1,442,472.70			1,442,472.70				1,442,472.70					-	(1,442,472.70)		1,442,472.70
Privatization and Management Office		2,513,650.61			2,513,650.61				2,513,650.61					-	(2,513,650.61)	2,513,650.61	
SOFTWARE-MOOE		2,513,650.61			2,513,650.61				2,513,650.61					-	(2,513,650.61)	2,513,650.61	
Procurement Service		84,669.28			84,669.28				84,669.28					-	(84,669.28)		84,669.28
CSE-MOOE		84,669.28			84,669.28				84,669.28					-	(84,669.28)		84,669.28
GFA-MOOE		41,549.47			41,549.47				41,549.47					-	(41,549.47)		41,549.47
PROCUREMENT SERVICE DBM CLIENT		328.64			328.64				328.64					-	(328.64)		328.64
CSE-MOOE		328.64			328.64				328.64					-	(328.64)		328.64
PROCUREMENT SERVICE DBM CLIENT		410.80			410.80				410.80					-	(410.80)		410.80
CSE-MOOE		410.80			410.80				410.80					-	(410.80)		410.80
PROCUREMENT SERVICE DBM CLIENT		765,358.72			765,358.72				765,358.72					-	(765,358.72)		765,358.72
CSE-MOOE		765,358.72			765,358.72				765,358.72					-	(765,358.72)		765,358.72
PROFESSIONAL REGULATION COMMISSION		1,678,442.96			1,678,442.96				1,678,442.96					-	(1,678,442.96)	1,678,442.96	
SOFTWARE-MOOE		1,678,442.96			1,678,442.96				1,678,442.96					-	(1,678,442.96)	1,678,442.96	
PROFESSIONAL REGULATION COMMISSION		17,462,214.81			17,462,214.81				17,462,214.81					-	(17,462,214.81)		17,462,214.81
CSE-MOOE																	

Source Agencies and Projects	UACS CODE	Approved Budget			Utilizations						Disbursements				BALANCES		
		Approved Budgeted Revenue/Receipts	Adjustments (Additions, Reductions, Modifications/Augmentations)	Adjusted Budgeted Revenue	1st Quarter Ending 'March 31	2nd Quarter Ending June 30	3rd Quarter Ending 'Sept. 30	4th Quarter Ending 'Dec. 31	Total	1st Quarter Ending 'March 31	2nd Quarter Ending 'June 30	3rd Quarter Ending 'Sept. 30	4th Quarter Ending 'Dec. 31	Total	Unutilized Budget	Unpaid Utilizations	
																Due and Demandable / Accounts Payable	Not Yet Due and Demandable
3	4	5=(3+4)	6	7	8	9	10=(6+7+8+9)	11	12	13	14	15=(11+12+13+14)	16=(5-10)	17	18		
PROVINCE OF CAVITE		2,328,286.34			2,328,286.34												
CSE-MOOE		2,328,286.34			2,328,286.34												
PROVINCE OF OCCIDENTAL MINDORO		156,587.29			156,587.29	137,400.17											
CSE-MOOE		156,587.29			156,587.29	137,400.17											
PUBLIC ATTORNEYS OFFICE		13,124,134.70			13,124,134.70	10,556,523.41											
CSE-MOOE		13,124,134.70			13,124,134.70	10,556,523.41											
PUBLIC PRIVATE PARTNERSHIP CENTER (PPPC)		156,008.75			156,008.75												
SOFTWARE-MOOE		156,008.75			156,008.75												
PUBLIC-PRIVATE PARTNERSHIP (PPP) CENTER OF THE PHILIPPINES		437,356.40			437,356.40												
SOFTWARE-MOOE		437,356.40			437,356.40												
PUBLIC-PRIVATE PARTNERSHIP (PPP) CENTER OF THE PHILIPPINES		73,128.61			73,128.61	140,115.58											
GFA-MOOE		73,128.61			73,128.61	140,115.58											
QUEZON CITY GENERAL HOSPITAL		1,746,439.53			1,746,439.53												
CSE-MOOE		1,746,439.53			1,746,439.53												
QUEZON CITY GOVERNMENT		15,565.54			15,565.54												
SOFTWARE-MOOE		15,565.54			15,565.54												
QUEZON CITY GOVERNMENT		23,446,078.06			23,446,078.06	17,392,810.12											
CSE-MOOE		23,446,078.06			23,446,078.06	17,392,810.12											
QUEZON CITY HIGH SCHOOL		5.99			5.99												
CSE-MOOE		5.99			5.99												
QUEZON CITY LINGKOD BAYAN SKILLS DEVT CTR		7,020.38			7,020.38	1,080.86											
CSE-MOOE		7,020.38			7,020.38	1,080.86											
QUEZON CITY POLYTECHNIC UNIVERSITY - QUEZON CITY METRO MANILA		1,062,603.78			1,062,603.78	22,386.11											
CSE-MOOE		1,062,603.78			1,062,603.78	22,386.11											
QUEZON CITY SCIENCE HIGH SCHOOL		221,541.01			221,541.01	28,182.07											
CSE-MOOE		221,541.01			221,541.01	28,182.07											
QUIRINO MEMORIAL MEDICAL CENTER		1,844,444.85			1,844,444.85	67,850.57											
CSE-MOOE		1,844,444.85			1,844,444.85	67,850.57											
RAMON MAGSAYSAY HIGH SCHOOL		32,650.48			32,650.48	885.14											
CSE-MOOE		32,650.48			32,650.48	885.14											
RAPID DEPLOYMENT COMPANY DISTRICT MOBILE FORCE BATTALION (SPD)		9,141.82			9,141.82	8,900.44											
CSE-MOOE		9,141.82			9,141.82	8,900.44											
REGIONAL MOBILE FORCE BATTALION-NCRPO (RMEB-NCRPO)		42,015.57			42,015.57	42,015.57											
CSE-MOOE		42,015.57			42,015.57	42,015.57											
REGIONAL TRIAL COURT BRANCH 210 MANDALUYONG CITY		11,079.30			11,079.30	10,793.30											
CSE-MOOE		11,079.30			11,079.30	10,793.30											
REGIONAL TRIAL COURT BRANCH 256 - MUNTINLUPA CITY		1,062.20			1,062.20	914.70											
CSE-MOOE		1,062.20			1,062.20	914.70											
REGIONAL TRIAL COURT BRANCH 279 MANDALUYONG		1,054.97			1,054.97	886.85											
CSE-MOOE		1,054.97			1,054.97	886.85											
REGIONAL TRIAL COURT BRANCH 294 - PARAÑAQUE CITY		25,672.30		25,672.30	25,672.30	25,672.30											
CSE-MOOE		25,672.30		25,672.30	25,672.30	25,672.30											
REGIONAL TRIAL COURT BRANCH 295 - PARAÑAQUE CITY		4,067.06		4,067.06	4,067.06	3,786.26											
CSE-MOOE		4,067.06		4,067.06	4,067.06	3,786.26											
REGIONAL TRIPARTITE WAGES AND PRODUCTIVITY BOARD - NCR		150,648.64		150,648.64	150,648.64	69,881.70											
CSE-MOOE		150,648.64		150,648.64	150,648.64	69,881.70											
ROSAURO ALMARIO ELEMENTARY SCHOOL		60,893.96			60,893.96	28,716.39											
CSE-MOOE		60,893.96			60,893.96	28,716.39											
SAGAD ELEMENTARY SCHOOL		31,976.82			31,976.82	31,731.80											
CSE-MOOE		31,976.82			31,976.82	31,731.80											
SALAPAN ELEMENTARY SCHOOL		10,000.00			10,000.00	9,930.20											
CSE-MOOE		10,000.00			10,000.00	9,930.20											
SAN ANTONIO VILLAGE ELEMENTARY SCHOOL						13,914.15											
CSE-MOOE						13,914.15											
SAN JOAQUIN ELEMENTARY SCHOOL		4,068.10			4,068.10	4,042.85											
CSE-MOOE		4,068.10			4,068.10	4,042.85											
SAN JOSE DEL MONTE HIGH SCHOOL - JUNIOR HIGH SCHOOL		131,034.24			131,034.24	71,033.82											
CSE-MOOE		131,034.24			131,034.24	71,033.82											
SAN JUAN CITY ACADEMIC SENIOR HIGH SCHOOL - SAN JUAN CITY		10,000.00			10,000.00	5,744.00											
CSE-MOOE		10,000.00			10,000.00	5,744.00											
SAN JUAN CITY TECHNICAL VOCATIONAL AND LIVELIHOOD (SENIOR HIGH SCHOOL)		10,000.00			10,000.00	7,810.40											
CSE-MOOE		10,000.00			10,000.00	7,810.40											
SAN JUAN NATIONAL HIGH SCHOOL		121,338.90			121,338.90	8,769.06											
CSE-MOOE		121,338.90			121,338.90	8,769.06											
SAN LAZARO HOSPITAL		3,902,176.21			3,902,176.21	1,577,358.27											
CSE-MOOE		3,902,176.21			3,902,176.21	1,577,358.27											
SAN LORENZO RUIZ WOMENS HOSPITAL		559,317.16			559,317.16	384,323.93											
CSE-MOOE		559,317.16			559,317.16	384,323.93											
SAN VICENTE ELEMENTARY SCHOOL		24,128.00			24,128.00	24,114.24											
CSE-MOOE		24,128.00			24,128.00	24,114.24											
SANDIGANBAYAN		3,694,571.37			3,694,571.37	143,059.24											
CSE-MOOE		3,694,571.37			3,694,571.37	143,059.24											
SANTOLAN HIGH SCHOOL		218,167.64			218,167.64	90,751.37											
CSE-MOOE		218,167.64			218,167.64	90,751.37											
SANTOLAN SENIOR HIGH SCHOOL - PASIG CITY		46,610.45			46,610.45	2,223.77											



Source Agencies and Projects	UACS CODE	Approved Budget			Utilizations					Disbursements				BALANCES			
		Approved Budgeted Revenue/Receipts	Adjustments (Additions, Reductions, Modifications/Augmentations)	Adjusted Budgeted Revenue	1st Quarter Ending 'March 31	2nd Quarter Ending 'June 30	3rd Quarter Ending 'Sept. 30	4th Quarter Ending 'Dec. 31	Total	1st Quarter Ending 'March 31	2nd Quarter Ending 'June 30	3rd Quarter Ending 'Sept. 30	4th Quarter Ending 'Dec. 31	Total	Unutilized Budget	Unpaid Utilizations	
																Due and Demandable / Accounts Payable	Not Yet Due and Demandable
1	2	3	4	5=3+(-4)	6	7	8	9	10=(6+7+8+9)	11	12	13	14	15=(11+12+13+14)	16=(5-10)	17	18
CSE-MOOE		46,610.45			2,233.77	55,174.46			57,398.23								
SCIENCE AND TECHNOLOGY INFORMATION INSTITUTE		114,614.75			108,470.71	6,087.65			114,558.36						(57,398.23)		57,398.23
CSE-MOOE		114,614.75			108,470.71	6,087.65			114,558.36						(114,558.36)		114,558.36
SCIENCE EDUCATION INSTITUTE		164,942.54			118,299.11	96,133.38			214,432.49						(114,558.36)		114,558.36
CSE-MOOE		164,942.54			118,299.11	96,133.38			214,432.49						(214,432.49)		214,432.49
SECURITIES AND EXCHANGE COMMISSION		9,237,531.40			6,817,743.08	2,224,986.85			9,042,729.93						(214,432.49)		214,432.49
CSE-MOOE		9,237,531.40			6,817,743.08	2,224,986.85			9,042,729.93						(9,042,729.93)		9,042,729.93
SENATE ELECTORAL TRIBUNAL		15,743.84			15,743.84	5,499.00			5,499.00						(9,042,729.93)		9,042,729.93
CSE-MOOE		15,743.84			15,743.84	5,499.00			5,499.00						(5,499.00)		5,499.00
SENATE OF THE PHILIPPINES		925,000.00			570,610.56	354,388.00			924,998.56		354,388.00			354,388.00	(924,998.56)	570,610.56	-
SOFTWARE-MOOE		925,000.00			570,610.56	354,388.00			924,998.56		354,388.00			354,388.00	(924,998.56)	570,610.56	-
SENATE OF THE PHILIPPINES		10,021,095.41			4,066,594.35	6,536,661.93			10,603,256.28					10,603,256.28	(10,603,256.28)		10,603,256.28
CSE-MOOE		10,021,095.41			4,066,594.35	6,536,661.93			10,603,256.28					10,603,256.28	(10,603,256.28)		10,603,256.28
SILVESTRE LAZARO ELEMENTARY SCHOOL		41,810.08			41,809.13	41,809.13			41,809.13						(41,809.13)		41,809.13
CSE-MOOE		41,810.08			41,809.13	41,809.13			41,809.13						(41,809.13)		41,809.13
SMALL BUSINESS GUARANTEE AND FINANCE CORPORATION		338,785.75			252,026.63	81,356.22			333,382.85						(81,356.22)		333,382.85
CSE-MOOE		338,785.75			252,026.63	81,356.22			333,382.85						(333,382.85)		333,382.85
SOCIAL HOUSING FINANCE CORPORATION		7,552,039.43			6,195,061.05	1,093,715.23			7,288,776.28						(1,093,715.23)		7,288,776.28
CSE-MOOE		7,552,039.43			6,195,061.05	1,093,715.23			7,288,776.28						(7,288,776.28)		7,288,776.28
SOCIAL SECURITY SYSTEM		6,821,124.24			6,821,124.24	513,986.34			513,986.34		513,986.34			513,986.34	(513,986.34)		-
SOFTWARE-MOOE		6,821,124.24			6,821,124.24	513,986.34			513,986.34		513,986.34			513,986.34	(513,986.34)		-
SOCIAL SECURITY SYSTEM		35,804,145.97			1,885,065.41	22,693,217.14			24,578,282.55						(24,578,282.55)		24,578,282.55
CSE-MOOE		34,178,619.92			1,684,989.52	22,066,409.81			23,751,399.33						(23,751,399.33)		23,751,399.33
GFA-MOOE		1,625,526.05			200,075.89	626,807.33			826,883.22						(826,883.22)		826,883.22
SOUTHERN LUZON STATE UNIVERSITY		1,667,284.38			1,586,033.43	1,586,033.43			1,586,033.43						(1,586,033.43)		1,586,033.43
CSE-MOOE		1,667,284.38			1,586,033.43	1,586,033.43			1,586,033.43						(1,586,033.43)		1,586,033.43
SOUTHERN LUZON STATE UNIVERSITY - JUDGE GUILLERMO ELEZAR		175,000.00			175,000.00	32,357.40			32,357.40						(32,357.40)		32,357.40
CSE-MOOE		175,000.00			175,000.00	32,357.40			32,357.40						(32,357.40)		32,357.40
SOUTHERN PHILIPPINES MEDICAL CENTER		151,990.80			151,990.80	80,577.62			151,928.28						(80,577.62)	151,928.28	-
SOFTWARE-MOOE		151,990.80			151,990.80	80,577.62			151,928.28						(80,577.62)	151,928.28	-
SOUTHERN PHILIPPINES MEDICAL CENTER						239,852.75			239,852.75						(239,852.75)		239,852.75
GFA-MOOE						239,852.75			239,852.75						(239,852.75)		239,852.75
SSS VILLAGE ELEMENTARY SCHOOL		59,617.59			59,617.59	59,338.09			59,338.09						(59,338.09)		59,338.09
CSE-MOOE		59,617.59			59,617.59	59,338.09			59,338.09						(59,338.09)		59,338.09
ST MARY ELEMENTARY SCHOOL - MARIKINA CITY METRO MANILA		74,698.33			74,698.33	74,392.09			74,392.09						(74,392.09)		74,392.09
CSE-MOOE		74,698.33			74,698.33	74,392.09			74,392.09						(74,392.09)		74,392.09
STA. ANA HOSPITAL		750,471.42			371,467.76	291,337.38			662,805.14						(662,805.14)		662,805.14
CSE-MOOE		750,471.42			371,467.76	291,337.38			662,805.14						(662,805.14)		662,805.14
STO NIÑO ELEMENTARY SCHOOL - PARANAQUE CITY		25,050.74			25,050.74	25,050.04			25,050.04						(25,050.04)		25,050.04
CSE-MOOE		25,050.74			25,050.74	25,050.04			25,050.04						(25,050.04)		25,050.04
STO NIÑO ELEMENTARY SCHOOL-MARIKINA CITY		17,678.35			17,678.35	17,369.47			17,369.47						(17,369.47)		17,369.47
CSE-MOOE		17,678.35			17,678.35	17,369.47			17,369.47						(17,369.47)		17,369.47
STO. NIÑO ELEMENTARY SCHOOL - MARIKINA CITY		27,718.28			27,718.28	27,716.07			27,716.07						(27,716.07)		27,716.07
CSE-MOOE		27,718.28			27,718.28	27,716.07			27,716.07						(27,716.07)		27,716.07
SUBIC BAY METROPOLITAN AUTHORITY		1,031,818.24			1,031,818.24	1,031,818.24			1,031,818.24						(1,031,818.24)	1,031,818.24	-
SOFTWARE-MOOE		1,031,818.24			1,031,818.24	1,031,818.24			1,031,818.24						(1,031,818.24)	1,031,818.24	-
SUBIC BAY METROPOLITAN AUTHORITY		12,276,674.44			6,321,434.78	5,549,295.08			11,870,729.86						(11,870,729.86)		11,870,729.86
CSE-MOOE		12,276,674.44			6,321,434.78	5,549,295.08			11,870,729.86						(11,870,729.86)		11,870,729.86
SUCAT ELEMENTARY SCHOOL ANNEX ZONE 3		36,290.44			36,293.32	36,293.32			36,293.32						(36,293.32)		36,293.32
CSE-MOOE		36,290.44			36,293.32	36,293.32			36,293.32						(36,293.32)		36,293.32
SUCAT ELEMENTARY SCHOOL ANNEX ZONE 4		34,491.50			33,935.33	33,935.33			33,935.33						(33,935.33)		33,935.33
CSE-MOOE		34,491.50			33,935.33	33,935.33			33,935.33						(33,935.33)		33,935.33
SUGAR REGULATORY ADMINISTRATION		4,792,536.70			380,217.92	664,449.61			1,044,667.53						(1,044,667.53)		1,044,667.53
CSE-MOOE		4,792,536.70			380,217.92	664,449.61			1,044,667.53						(1,044,667.53)		1,044,667.53
GFA-MOOE		506,184.60			268,186.21	206,138.59			474,324.80						(474,324.80)		474,324.80
SUPREME COURT OF THE PHILIPPINES		295,842.40			112,031.71	458,311.02			570,342.73						(570,342.73)		570,342.73
SOFTWARE-MOOE		295,842.40			112,031.71	458,311.02			570,342.73						(570,342.73)		570,342.73
SUPREME COURT OF THE PHILIPPINES		21,472,036.04			21,156,830.00				21,156,830.00						(21,156,830.00)		21,156,830.00
CSE-MOOE		21,472,036.04			21,156,830.00				21,156,830.00						(21,156,830.00)		21,156,830.00
TACTICAL OPERATIONS WING SOUTHERN LUZON - LUCENA CITY QUEZON		238,633.00			138,016.80	105,543.53			233,560.33						(233,560.33)		233,560.33
CSE-MOOE		238,633.00			138,016.80	105,543.53			233,560.33						(233,560.33)		233,560.33
TALSAY DISTRICT HOSPITAL		53,823.85															
GFA-MOOE		53,823.85															
TANAY WATER DISTRICT		119,651.00			80,891.98				80,891.98						(80,891.98)		80,891.98
CSE-MOOE		119,651.00			80,891.98				80,891.98						(80,891.98)		80,891.98
TANDANG SORA INTEGRATED SCHOOL		61,817.15				61,227.15			61,227.15						(61,227.15)		61,227.15
CSE-MOOE		61,817.15				61,227.15			61,227.15						(61,227.15)		61,227.15
TANDANG SORA INTEGRATED SCHOOL - HIS DEPARTMENT		226,412.83			226,411.83				226,411.83						(226,411.83)		226,411.83
CSE-MOOE		226,412.83			226,411.83				226,411.83						(226,411.83)		226,411.83
TANDANG SORA NATIONAL HIGH SCHOOL-QUEZON CITY		10,000.00			1,976.50				1,976.50								

Source Agencies and Projects	UACS CODE	Approved Budget			Utilizations					Disbursements					BALANCES		
		Approved Budgeted Revenue/Receipts	Adjustments (Additions, Reductions, Modifications/Augmentations)	Adjusted Budgeted Revenue	1st Quarter Ending 'March 31	2nd Quarter Ending 'June 30	3rd Quarter Ending 'Sept. 30	4th Quarter Ending 'Dec. 31	Total	1st Quarter Ending 'March 31	2nd Quarter Ending 'June 30	3rd Quarter Ending 'Sept. 30	4th Quarter Ending 'Dec. 31	Total	Unutilized Budget	Unpaid Utilizations	
																Due and Demandable / Accounts Payable	Not Yet Due and Demandable
1	2	3	4	5-(3+4)	6	7	8	9	10-(6+7+8+9)	11	12	13	14	15-(11+12+13+14)	16-(5-10)	17	18
CSE-MOOE		38,849.64			11,898.02				11,898.02								
TANZA NATIONAL HIGH SCHOOL		57,331.43			57,054.80				57,054.80						(11,898.02)		11,898.02
CSE-MOOE		57,331.43			57,054.80				57,054.80						(57,054.80)		57,054.80
TARIFF COMMISSION, NEDA		910,303.00			898,903.70				898,903.70							898,903.70	
SOFTWARE-MOOE		910,303.00			898,903.70				898,903.70						(898,903.70)		
TARIFF COMMISSION, NEDA		966,194.53			961,351.65	16,367.73			977,719.38						(898,903.70)	898,903.70	
CSE-MOOE		966,194.53			961,351.65	16,367.73			977,719.38						(977,719.38)		977,719.38
TARLAC STATE UNIVERSITY		1,983,109.88			706,875.19				706,875.19						(706,875.19)		706,875.19
CSE-MOOE		1,983,109.88			706,875.19				706,875.19						(706,875.19)		706,875.19
TECHL EDUC'N SKILLS & DEVT AUTHORITY - LAGUNA		1,303,369.96			1,106,586.53	3,835.98			1,110,422.51						(706,875.19)		706,875.19
CSE-MOOE		1,303,369.96			1,106,586.53	3,835.98			1,110,422.51						(1,110,422.51)		1,110,422.51
TECHNICAL EDUCATION & SKILLS DEVELOPMENT AUTHORITY		996,076.90			971,091.21				971,091.21							971,091.21	
SOFTWARE-MOOE		996,076.90			971,091.21				971,091.21						(971,091.21)		
TECHNICAL EDUCATION & SKILLS DEVELOPMENT AUTHORITY		18,315,010.36			3,706,541.16	13,497,352.95			17,203,894.11						(971,091.21)	971,091.21	
CSE-MOOE		10,510,240.00			11,440,352.06				11,440,352.06						(17,203,894.11)		17,203,894.11
GFA-MOOE		7,804,770.36			3,706,541.16	2,037,000.89			5,763,542.05						(11,440,352.06)		11,440,352.06
TECHNICAL EDUCATION & SKILLS DEVELOPMENT AUTHORITY - BATANGAS		211,282.47			110,529.73	53,298.28			163,828.01						(5,763,542.05)		5,763,542.05
CSE-MOOE		211,282.47			110,529.73	53,298.28			163,828.01						(163,828.01)		163,828.01
TECHNICAL EDUCATION & SKILLS DEVELOPMENT AUTHORITY - CAVITE		23,750.56			16,461.00				16,461.00						(163,828.01)		163,828.01
CSE-MOOE		23,750.56			16,461.00				16,461.00						(16,461.00)		16,461.00
TECHNICAL EDUCATION & SKILLS DEVELOPMENT AUTHORITY - NCR PAM		34,460.77			34,458.19				34,458.19						(16,461.00)		16,461.00
CSE-MOOE		34,460.77			34,458.19				34,458.19						(34,458.19)		34,458.19
TECHNICAL EDUCATION & SKILLS DEVELOPMENT AUTHORITY - QUEZON CITY		135,272.68			133,666.00				133,666.00						(34,458.19)		34,458.19
CSE-MOOE		135,272.68			133,666.00				133,666.00						(133,666.00)		133,666.00
TECHNICAL EDUCATION & SKILLS DEVELOPMENT AUTHORITY - REGION IV-A		80.00													(133,666.00)		133,666.00
MV-CO		80.00															
TECHNICAL EDUCATION & SKILLS DEVELOPMENT AUTHORITY - REGION IV-A		1,177,072.00			1,088,609.42				1,088,609.42								
CSE-MOOE		1,177,072.00			1,088,609.42				1,088,609.42						(1,088,609.42)		1,088,609.42
TECHNICAL EDUCATION & SKILLS DEV'T AUTHORITY - NCR		87,733.80				85,672.08			85,672.08						(1,088,609.42)		1,088,609.42
SOFTWARE-MOOE		87,733.80				85,672.08			85,672.08						(85,672.08)		85,672.08
TECHNICAL EDUCATION & SKILLS DEV'T AUTHORITY - NCR		172,251.75			56,322.00	172,251.75			175,545.24						(85,672.08)		85,672.08
CSE-MOOE		73,291.28			56,322.00	14,851.20			71,173.20						(175,545.24)		175,545.24
GFA-MOOE		98,860.47				104,372.04			104,372.04						(71,173.20)		71,173.20
TECHNICAL EDUCATION AND SKILLS DEVELOPMENT AUTHORITY - NCR MUNTINLUPA		123,969.09			104,684.36	19,134.84			123,819.20						(104,372.04)		104,372.04
CSE-MOOE		123,969.09			104,684.36	19,134.84			123,819.20						(123,819.20)		123,819.20
TECHNICAL EDUCATION AND SKILLS DEVELOPMENT AUTHORITY - NCR PASAYAN		54,519.76			54,480.76				54,480.76						(123,819.20)		123,819.20
CSE-MOOE		54,519.76			54,480.76				54,480.76						(54,480.76)		54,480.76
TECHNICAL EDUCATION SKILLS AND DEVELOPMENT AUTHORITY - QUEZON PROVINCE		2,317.10			2,316.10				2,316.10						(54,480.76)		54,480.76
CSE-MOOE		2,317.10			2,316.10				2,316.10						(2,316.10)		2,316.10
TECHNOLOGICAL UNIVERSITY OF THE PHILIPPINES - MANILA CAMPUS		4,615.58													(2,316.10)		2,316.10
SOFTWARE-MOOE		4,615.58															
TECHNOLOGICAL UNIVERSITY OF THE PHILIPPINES - MANILA CAMPUS		2,781,564.67			1,847,236.67	590,161.84			2,437,398.51								
CSE-MOOE		2,781,564.67			1,847,236.67	590,161.84			2,437,398.51						(2,437,398.51)		2,437,398.51
TECHNOLOGICAL UNIVERSITY OF THE PHILIPPINES - TAGUIG CAMPUS		2,321,285.71			2,108,666.31	144,885.00			2,253,552.31						(2,437,398.51)		2,437,398.51
CSE-MOOE		2,321,285.71			2,108,666.31	144,885.00			2,253,552.31						(2,253,552.31)		2,253,552.31
TECHNOLOGY APPLICATION AND PROMOTION INSTITUTE		2,542,631.36			211,285.34	166,685.08			377,970.42						(2,253,552.31)		2,253,552.31
CSE-MOOE		507,569.32			211,285.34	166,685.08			377,970.42						(377,970.42)		377,970.42
GFA-MOOE		2,035,062.04													(377,970.42)		377,970.42
TERESA WATER DISTRICT		65,558.76			48,881.00	5,162.78			54,043.78								
CSE-MOOE		65,558.76			48,881.00	5,162.78			54,043.78						(54,043.78)		54,043.78
TESDA 4B MIMAROPA REGIONAL OFFICE		147,382.72			61,353.96				61,353.96						(54,043.78)		54,043.78
CSE-MOOE		147,382.72			61,353.96				61,353.96						(61,353.96)		61,353.96
TESDA REGIONAL TRAINING CENTER		35,462.13			30,914.20				30,914.20						(61,353.96)		61,353.96
CSE-MOOE		35,462.13			30,914.20				30,914.20						(30,914.20)		30,914.20
THE HAVEN - NATIONAL CENTER FOR WOMEN		204,576.84			142,795.88	18,709.68			161,505.56						(30,914.20)		30,914.20
CSE-MOOE		204,576.84			142,795.88	18,709.68			161,505.56						(161,505.56)		161,505.56
TIBAGAN HIGH SCHOOL		85,289.43			55,939.60	17,341.53			73,281.13						(161,505.56)		161,505.56
CSE-MOOE		85,289.43			55,939.60	17,341.53			73,281.13						(73,281.13)		73,281.13
TIMOTEO PAEZ ELEMENTARY SCHOOL		31,958.91			31,891.83				31,891.83						(73,281.13)		73,281.13
CSE-MOOE		31,958.91			31,891.83				31,891.83						(31,891.83)		31,891.83
TOLL REGULATORY BOARD		299,157.64			129,659.31	111,188.15			240,847.46						(31,891.83)		31,891.83
CSE-MOOE		299,157.64			129,659.31	111,188.15			240,847.46						(240,847.46)		240,847.46
TONDO MEDICAL CENTER		1,398,869.02			297,951.07	1,076,806.80			1,374,757.87						(240,847.46)		240,847.46
CSE-MOOE		1,398,869.02			297,951.07	1,076,806.80			1,374,757.87						(1,374,757.87)		1,374,757.87
TOURISM INFRASTRUCTURE AND ENTERPRISE ZONE AUTHORITY		2,070,209.84			1,934,583.60				1,934,583.60								
SOFTWARE-MOOE		2,070,209.84			1,934,583.60				1,934,583.60						(1,934,583.60)		1,934,583.60
TOURISM INFRASTRUCTURE AND ENTERPRISE ZONE AUTHORITY		6,640,870.94			4,516,430.80	2,059,071.94			6,575,502.74								
CSE-MOOE		3,166,730.67			2,527,268.78	388,826.44			2,916,095.22						(6,575,502.74)		6,575,502.74
GFA-MOOE		3,474,140.27			1,989,162.02	1,670,245.50			3,659,407.52						(2,916,095.22)		2,916,095.22
TOURISM PROMOTIONS BOARD		6,406,538.65							125,647.00						(3,659,407.52)		3,659,407.52
CSE-MOOE		6,406,538.65							125,647.00						(125,647.00)		125,647.00
GFA-MOOE		6,406,538.65							125,647.00						(125,647.00)		125,647.00
TS CRUZ HIGH SCHOOL - LAS PIÑAS CITY		121,294.25			110,885.20				110,885.20								
CSE-MOOE		121,294.25			110,885.20				110,885.20						(110,885.20)		110,885.20
TUGATOG NATIONAL HIGH SCHOOL		27,413.72			18,684.26	5,288.17			23,972.43						(110,885.20)		110,885.20
CSE-MOOE		27,413.72			18,684.26	5,288.17			23,972.43						(23,972.43)		23,972.43

Source Agencies and Projects	UACS CODE	Approved Budget			Utilizations					Disbursements					BALANCES		
		Approved Budgeted Revenue/Receipts	Adjustments (Additions, Reductions, Modifications/Avg. Computations)	Adjusted Budgeted Revenue	1st Quarter Ending 'March 31	2nd Quarter Ending 'June 30	3rd Quarter Ending 'Sept. 30	4th Quarter Ending 'Dec. 31	Total	1st Quarter Ending 'March 31	2nd Quarter Ending 'June 30	3rd Quarter Ending 'Sept. 30	4th Quarter Ending 'Dec. 31	Total	Unused Budget	Unpaid Utilizations	
																Due and Demandable / Accounts Payable	Not Yet Due and Demandable
1	2	3	4	5= 1-4	6	7	8	9	10=(6+7+8+9)	11	12	13	14	15=(11+12+13+14)	16=(5-10)	17	18
TUNASAN ELEMENTARY SCHOOL		94,155.70				94,170.10			94,170.10						(94,170.10)		94,170.10
CSE-MOOE		94,155.70				94,170.10			94,170.10						(94,170.10)		94,170.10
UCPB SECURITIES INC.		8,872.45															
SOFTWARE-MOOE		8,872.45															
UNESCO NATIONAL COMMISSION OF THE PHILIPPINES, DFA		0.01															
SOFTWARE-MOOE		0.01															
UNESCO NATIONAL COMMISSION OF THE PHILIPPINES, DFA		295,946.25			52,591.45	48,825.69			101,417.14						(101,417.14)		101,417.14
CSE-MOOE		295,946.25			52,591.45	48,825.69			101,417.14						(101,417.14)		101,417.14
GFA-MOOE		200,000.00															
UNITED COCONUT PLANTERS BANK (UCPB)		8,828,816.32			8,690,465.61				8,690,465.61		8,356,216.93			8,356,216.93	(8,690,465.61)	334,248.68	(0.00)
SOFTWARE-MOOE		8,828,816.32			8,690,465.61				8,690,465.61		8,356,216.93			8,356,216.93	(8,690,465.61)	334,248.68	(0.00)
UNIVERSITY OF REZAL SYSTEM		4,999,885.18			2,671,769.78	1,123,339.66			3,795,109.44								3,795,109.44
CSE-MOOE		4,999,885.18			2,671,769.78	1,123,339.66			3,795,109.44								3,795,109.44
UNIVERSITY OF SOUTHEASTERN PHILIPPINES		1,042,646.16			1,042,646.16				1,042,646.16							1,042,646.16	
SOFTWARE-MOOE		1,042,646.16			1,042,646.16				1,042,646.16							1,042,646.16	
UNIVERSITY OF THE PHILIPPINES - CEBU						21,307.14			21,307.14								21,307.14
GFA-MOOE						21,307.14			21,307.14								21,307.14
UNIVERSITY OF THE PHILIPPINES - DILMAN		20,111,902.28			11,035,908.12	6,458,334.62			17,494,242.74						(17,494,242.74)		17,494,242.74
CSE-MOOE		20,111,902.28			11,035,908.12	6,458,334.62			17,494,242.74						(17,494,242.74)		17,494,242.74
GFA-MOOE		17,611,902.28			10,550,092.42	6,369,909.38			16,920,001.80						(16,920,001.80)		16,920,001.80
UNIVERSITY OF THE PHILIPPINES - LOS BAÑOS		2,500,000.00			485,815.70	88,425.24			574,240.94						(574,240.94)		574,240.94
CSE-CO		0.00															
UNIVERSITY OF THE PHILIPPINES - LOS BAÑOS		41,950,102.70			30,923,725.07	2,345,394.41			33,269,119.48						(33,269,119.48)		33,269,119.48
CSE-MOOE		41,950,102.70			30,923,725.07	2,345,394.41			33,269,119.48						(33,269,119.48)		33,269,119.48
UNIVERSITY OF THE PHILIPPINES - MANTLA		11,625,186.76			7,540,746.62	1,232,573.36			8,773,319.98						(8,773,319.98)		8,773,319.98
CSE-MOOE		11,625,186.76			7,540,746.62	1,232,573.36			8,773,319.98						(8,773,319.98)		8,773,319.98
UNIVERSITY OF THE PHILIPPINES - MINDANAO		49,252.22															
GFA-MOOE		49,252.22															
UNIVERSITY OF THE PHILIPPINES - OPEN UNIVERSITY		896,970.13			446,383.09	408,946.39			855,329.48						(855,329.48)		855,329.48
CSE-MOOE		896,970.13			446,383.09	408,946.39			855,329.48						(855,329.48)		855,329.48
UP Systems		3,482.73							3,482.73						(3,482.73)		3,482.73
SOFTWARE-MOOE		3,482.73							3,482.73						(3,482.73)		3,482.73
UP Systems		2,715,876.72			1,810,222.80	843,561.28			2,653,784.08						(2,653,784.08)		2,653,784.08
CSE-MOOE		2,715,876.72			1,810,222.80	843,561.28			2,653,784.08						(2,653,784.08)		2,653,784.08
VALENZUELA CITY SCHOOL OF MATHEMATICS AND SCIENCE		48,425.62			47,425.62				47,425.62						(47,425.62)		47,425.62
CSE-MOOE		48,425.62			47,425.62				47,425.62						(47,425.62)		47,425.62
VALENZUELA MEDICAL CENTER		498,435.84			62,702.60	435,733.24			498,435.84						(498,435.84)		498,435.84
CSE-MOOE		498,435.84			62,702.60	435,733.24			498,435.84						(498,435.84)		498,435.84
VALENZUELA NATIONAL HIGH SCHOOL		3,198.42			3,198.42				3,198.42						(3,198.42)		3,198.42
CSE-MOOE		3,198.42			3,198.42				3,198.42						(3,198.42)		3,198.42
VETERANS FEDERATION OF THE PHILIPPINES		1,748,343.42			94,640.00	1,102,421.83			1,197,061.83						(1,197,061.83)		1,197,061.83
CSE-MOOE		1,748,343.42			94,640.00	1,102,421.83			1,197,061.83						(1,197,061.83)		1,197,061.83
GFA-MOOE		899,954.47				875,535.59			875,535.59						(875,535.59)		875,535.59
VICENTE SOTTO MEMORIAL MEDICAL CENTER - REGION VII		848,388.95			94,640.00	226,886.24			321,526.24						(321,526.24)		321,526.24
GFA-MOOE		169,529.56															
WENCESLAO TRINIDAD MEMORIAL NATIONAL HIGH SCHOOL - Laurel						5,798.69			5,798.69						(5,798.69)		5,798.69
CSE-MOOE						5,798.69			5,798.69						(5,798.69)		5,798.69
ZAMBOANGA CITY STATE POLYTECHNIC COLLEGE		447,432.50			385,465.03	167,430.46			552,895.49						(552,895.49)		552,895.49
GFA-MOOE		447,432.50			385,465.03	167,430.46			552,895.49						(552,895.49)		552,895.49
ZAPOTE ELEMENTARY SCHOOL - BACOR CAVITE		19,011.28				19,010.29			19,010.29						(19,010.29)		19,010.29
CSE-MOOE		19,011.28				19,010.29			19,010.29						(19,010.29)		19,010.29
PS REGIONAL & LGU DEPOTS																	
PS LGU DEPOT - PALAWAN																	
LGU-PPC - Office of the Sangguniang Panlungsod		25,345.22			25,345.22												
LGU-PPC - Office of the Sangguniang Panlungsod		8,246.80			8,246.80												
LGU-PPC - City Bids and Awards Committee (BAC)		8,593.64			8,593.64												
LGU-Municipality of Dumarang, Palawan		2,500.00			2,500.00												
LGU-Municipality of Dumarang, Palawan		2,646.38			2,646.38												
LGU-Municipality of Dumarang, Palawan		4,109.66			4,109.66												
LGU-Municipality of Dumarang, Palawan		2,646.38			2,646.38												
LGU-PPC-CMO - City Disaster Risk Reduction and Mgt		4,923.00			4,923.00												
LGU-PPC-CMO - City Disaster Risk Reduction and Mgt		2,746.80			2,746.80												

Source Agencies and Projects	UACS CODE	Approved Budget Appropriations			Utilizations					Disbursements					BALANCES		
		Approved Budgeted Revenue/Receipts	(Additions, Reductions, Modifications/Augmentations)	Adjusted Budgeted Revenue	1st Quarter Ending 'March 31	2nd Quarter Ending 'June 30	3rd Quarter Ending 'Sept. 30	4th Quarter Ending 'Dec. 31	Total	1st Quarter Ending 'March 31	2nd Quarter Ending 'June 30	3rd Quarter Ending 'Sept. 30	4th Quarter Ending 'Dec. 31	Total	Unutilized Budget	Unpaid Utilizations	
																Due and Demandable/Accounts Payable	Not Yet Due and Demandable
1	2	3	4	5=(3+4)	6	7	8	9	10=(6+7+8+9)	11	12	13	14	15=(11+12+13+14)	16=(5-10)	17	18
LGU-PPC-CMO - City Disaster Risk Reduction and Mgt		3,764.73		3,764.73											3,764.73		
LGU - PPC - CITY MAYORS OFFICE - SLAUGHTER HOUSE		921.42		921.42											921.42		
LGU - PPC - CITY MAYORS OFFICE - SLAUGHTER HOUSE		2,746.80		2,746.80											2,746.80		
LGU-PPC-CITY MAYORS OFFICE-Radio Communication		4,578.00		4,578.00											4,578.00		
LGU-PPC-CITY MAYORS OFFICE-Radio Communication		2,879.50		2,879.50											2,879.50		
LGU-PPC-CITY MAYORS PDAO		1,661.84		1,661.84											1,661.84		
DENR-PENRO		7,726.38		7,726.38											7,726.38		
DENR-PENRO		13,800.00		13,800.00											13,800.00		
DENR-PENRO		6,044.81		6,044.81											6,044.81		
DENR-PENRO		25,785.91		25,785.91											25,785.91		
PPC - CED - OFFICE OF THE BUILDING OFFICIAL		2,898.24		2,898.24											2,898.24		
LGU-Municipality of Aborlan, Palawan		111.96		111.96											111.96		
LGU-Municipality of KALAYAAN, Palawan		1,718.84		1,718.84											1,718.84		
LGU-Municipality of KALAYAAN, Palawan		2,556.92		2,556.92											2,556.92		
OSPITAL NG PALAWAN		10,848.40		10,848.40											10,848.40		
LGU-PPC - City Human Resource Management Office		707.52		707.52											707.52		
MUNICIPAL TRIAL COURT IN CITIES (MTC) BRANCH 2		6,398.91		6,398.91											6,398.91		
LGU-PPC - City Social Welfare & Development Office		870.06		870.06											870.06		
LGU-PPC-CITY MAYORS OFFICE-LIBRARY		2,189.09		2,189.09											2,189.09		
LGU-PPC-CITY MAYORS OFFICE-LIBRARY		6,274.57		6,274.57											6,274.57		
LGU-PPC-CITY YOUTH DEVELOPMENT & VOLUNTEER PROGRAM		5,299.90		5,299.90											5,299.90		
LGU-PPC - City Accounting Office		20,328.50		20,328.50											20,328.50		
LGU-Municipality of Bataza, Palawan		472.90		472.90											472.90		
LGU-Municipality of Bataza, Palawan		77,956.80		77,956.80											77,956.80		
LGU-Municipality of Bataza, Palawan		84,642.40		84,642.40											84,642.40		
LGU-Municipality of Bataza, Palawan		41,546.63		41,546.63											41,546.63		
LGU-Municipality of Aborlan, Palawan		604.50		604.50											604.50		
LGU-Municipality of Aborlan, Palawan		241.80		241.80											241.80		
LGU-Municipality of Aborlan, Palawan		725.40		725.40											725.40		
Provincial Health Office		7,364.00		7,364.00											7,364.00		
LGU-Municipality of EL NIDO, Palawan		8,028.50		8,028.50											8,028.50		
LGU-Municipality of EL NIDO, Palawan		3,589.37		3,589.37											3,589.37		
LGU-Municipality of EL NIDO, Palawan		180.39		180.39											180.39		
LGU-Municipality of EL NIDO, Palawan		4,065.70		4,065.70											4,065.70		
LGU-Municipality of EL NIDO, Palawan		4,065.70		4,065.70											4,065.70		
LGU-PPC - City Mayor's Office - Coliseum		528.00		528.00											528.00		
DENR-PENRO		5,507.66		5,507.66											5,507.66		
DENR-PENRO		2,658.03		2,658.03											2,658.03		
LGU-Byg. SAN MIGUEL, PPC		6,054.50		6,054.50											6,054.50		
LGU-Municipality of MAGSAYSAY, Palawan		1,579.57		1,579.57											1,579.57		
LGU-PPC - City Bids and Awards Committee (BAC)		8,435.98		8,435.98											8,435.98		
LGU-PPC-CITY MAYORS KAAC		8,554.60		8,554.60											8,554.60		
DPWH - Palawan 1st DEO		7,250.00		7,250.00											7,250.00		
Philippine Coast Guard - Palawan		215,321.79		215,321.79											215,321.79		
DENR-PENRO		11,821.58		11,821.58											11,821.58		
LGU-PPC City Mayor's Office-Muslim Affairs Program		5,342.02		5,342.02											5,342.02		
DPWH - Palawan 3rd DEO		145,000.00		145,000.00											145,000.00		
PS REGIONAL DEPOT-CAR																	
DENR - PENRO, LAMUT, IFUGAO		3,266.76		3,266.76											3,266.76		
DEPED - NABALICONG-SALTIN ELEM. SCHOOL		129.26		129.26											129.26		
DENR - ECOSYSTEMS RESEARCH AND DEVELOPMENT BUREAU		1,049.77		1,049.77											1,049.77		
DENR - ECOSYSTEMS RESEARCH AND DEVELOPMENT BUREAU		297.33		297.33											297.33		
BAGUIO GENERAL HOSPITAL AND MEDICAL CENTER		11,638.80		11,638.80											11,638.80		
LGU-ABRA PROVINCE		59.49		59.49											59.49		
LGU-ABRA PROVINCE		178.47		178.47											178.47		
PS-DBM-RO I- LA UNION																	
TESDA - PANGASINAN Provl Office, LINGAYEN, Pangasinan		58,402.95		58,402.95											58,402.95		
DSWD - FIELD OFFICE 1, CSFLU		688.70		688.70											688.70		
NORTH LUZON PHIL S.C., CANDON CITY, ILOCOS SUR		464,881.80		464,881.80											464,881.80		
PS-DBM-RO II- TUGUEGARAO																	
LGU Municipality of Aparri, Cagayan		16,590.00		16,590.00											16,590.00		
LGU Province of Apayao, Luna, Apayao		1,632.00		1,632.00											1,632.00		
SUC Cagayan State University Carig Campus		19,620.00		19,620.00											19,620.00		
SUC Kalanga State University, Tabuk City, Kalanga		1,098.00		1,098.00											1,098.00		
PS-DBM-RO III- PAMPANGA																	
Clark Development Corporation		3,853.20		3,853.20											3,853.20		
Authority of the Freeport Area of Bataan		430,227.26		430,227.26											430,227.26		
PS-DBM-RO V- LEGAZPI																	

Source Agencies and Projects	UACS CODE	Approved Budget			Utilizations					Disbursements					BALANCES		
		Approved Budgeted Revenue/Receipts	Adjustments (Additions, Reductions, Modifications/Augmentations)	Adjusted Budgeted Revenue	1st Quarter Ending 'March 31	2nd Quarter Ending 'June 30	3rd Quarter Ending 'Sept. 30	4th Quarter Ending 'Dec. 31	Total	1st Quarter Ending 'March 31	2nd Quarter Ending 'June 30	3rd Quarter Ending 'Sept. 30	4th Quarter Ending 'Dec. 31	Total	Unutilized Budget	Unpaid Utilizations	
																Due and Demandable / Accounts Payable	Not Yet Due and Demandable
1	2	3	4	5=3-4	6	7	8	9	10=(6+7+8+9)	11	12	13	14	15=(11-12-13+14)	16=(5-10)	17	18
109th Contracting Office - AFP, Pili, Cam. Sur		15,269.08		15,269.08											15,269.08		
Bicol Medical Center - Naga City		1,058,122.19		1,058,122.19											1,058,122.19		
BICOL REGIONAL TRAINING & TEACHING HOSPITAL		366.94		366.94											366.94		
BICOL REGIONAL TRAINING & TEACHING HOSPITAL		7,071.00		7,071.00											7,071.00		
BICOL REGIONAL TRAINING & TEACHING HOSPITAL		151.53		151.53											151.53		
BICOL REGIONAL TRAINING & TEACHING HOSPITAL		4,153.90		4,153.90											4,153.90		
BICOL REGIONAL TRAINING & TEACHING HOSPITAL		2,583.99		2,583.99											2,583.99		
Bula National High School - Bula, Camarines Sur		400,867.76		400,867.76											400,867.76		
CISUA - Calabanga, Camarines Sur		171,288.75		171,288.75											171,288.75		
Civil Service Commission, Region V, Legazpi City		1,099.74		1,099.74											1,099.74		
Civil Service Commission, Region V, Legazpi City		3,549.96		3,549.96											3,549.96		
Commission on Audit ROV		2,963.35		2,963.35											2,963.35		
CSPC - Nabua, Camarines Sur		5,547.00		5,547.00											5,547.00		
CSPC - Nabua, Camarines Sur		5,612.98		5,612.98											5,612.98		
DAR - Sorsogon Provincial Office		42,813.70		42,813.70											42,813.70		
DENR - Mines and Geosciences Bureau, Legazpi City		6,030.57		6,030.57											6,030.57		
DEPARTMENT OF AGRARIAN REFORM - Region V		(6.47)		(6.47)											(6.47)		
DEPARTMENT OF AGRARIAN REFORM - Region V		27,639.71		27,639.71											27,639.71		
Department of Agrarian Reform Camarines Sur II		2,606.40		2,606.40											2,606.40		
Department of Agrarian Reform Camarines Sur II		2,552.91		2,552.91											2,552.91		
Department of Education - Division of Masbate		(2,091.05)		(2,091.05)											(2,091.05)		
Department of Education - Legazpi City		(0.65)		(0.65)											(0.65)		
Department of Education - Legazpi City		23,057.14		23,057.14											23,057.14		
Department of Health - Region V, Legazpi City		7,053.72		7,053.72											7,053.72		
Department of Public Works & Highways - Region V		611.50		611.50											611.50		
Department of Public Works & Highways - Region V		7,249.41		7,249.41											7,249.41		
DOI - CAMARINES SUR-IRC		3,125.90		3,125.90											3,125.90		
DOST - Region V, Legazpi City		7,442.28		7,442.28											7,442.28		
DPWH - Albay 2nd District, Engineering Office		185,800.49		185,800.49											185,800.49		
DSWD - Region V		2,638.46		2,638.46											2,638.46		
DSWD - Region V		34,915.00		34,915.00											34,915.00		
DSWD - Region V		23,849.65		23,849.65											23,849.65		
DSWD - Region V		12,137.30		12,137.30											12,137.30		
DSWD - Region V		(4.02)		(4.02)											(4.02)		
DSWD - Region V		108,828.50		108,828.50											108,828.50		
DTI - Region V		1,174.82		1,174.82											1,174.82		
Government Service Insurance System, Legazpi City		84,407.45		84,407.45											84,407.45		
Land Bank of the Philippines - Legazpi City		181.00		181.00											181.00		
LBP - Irosin Branch, Irosin, Sorsogon		9,000.72		9,000.72											9,000.72		
LGU - BACACAY		1,030.59		1,030.59											1,030.59		
LGU - BACACAY		637.84		637.84											637.84		
LGU - BACACAY		311.70		311.70											311.70		
LGU - BACACAY		23,870.24		23,870.24											23,870.24		
LGU - Magarao, Magarao, Camarines Sur		115.30		115.30											115.30		
LGU - Malilipot, Malilipot Albay		9,834.25		9,834.25											9,834.25		
LGU - Tiwi, Albay		3,701.88		3,701.88											3,701.88		
LGU - Tiwi, Albay		5,221.88		5,221.88											5,221.88		
Ligao National High School, Guilid, Ligao City		464.49		464.49											464.49		
Ligao National High School, Guilid, Ligao City		6,825.60		6,825.60											6,825.60		
LTO - Region V, Legazpi City		144,721.80		144,721.80											144,721.80		
Naga National High School - Tiwi, Albay		69.66		69.66											69.66		
National Food Authority - Pier Site, Legazpi		498.96		498.96											498.96		
National Police Commission, Region V, Legazpi City		345.90		345.90											345.90		
Overseas Workers Welfare Administration ROV		1,423.70		1,423.70											1,423.70		
Parido State University - Goa, Camarines Sur		5,051.86		5,051.86											5,051.86		
PHIL. RICE RESEARCH INSTITUTE- Bicol, Ligao City		54,178.96		54,178.96											54,178.96		
PHIL. RICE RESEARCH INSTITUTE- Bicol, Ligao City		53,304.03		53,304.03											53,304.03		
PHIL. RICE RESEARCH INSTITUTE- Bicol, Ligao City		14,366.34		14,366.34											14,366.34		
PHIL. RICE RESEARCH INSTITUTE- Bicol, Ligao City		10,311.42		10,311.42											10,311.42		
PHIL. RICE RESEARCH INSTITUTE- Bicol, Ligao City		467.15		467.15											467.15		
Philippine Coast Guard, Regional Site Ctr.		93,922.02		93,922.02											93,922.02		
Philippine Coast Guard, Regional Site Ctr.		884.52		884.52											884.52		
Philippine Coconut Authority, Legazpi City		953.12		953.12											953.12		
Philippine Health Insurance Corporation - Legazpi		7,938.00		7,938.00											7,938.00		
PIA, Region V, Legazpi City		145.26		145.26											145.26		
Polangui General Comprehensive High School		1,922.10		1,922.10											1,922.10		
SOCIAL HOUSING FINANCE CORPORATION		16,014.14		16,014.14											16,014.14		
TESDA RO 5, Rawis, Legazpi City		873.00		873.00											873.00		
PS-DBM-RO VII- CEBU																	
DepEd - Abellana NIS		11,241.32		11,241.32											11,241.32		
AFP - Air Mobility Command, Philippine Air Force		5,282.85		5,282.85											5,282.85		
Bureau of Customs Sub-Port of Mactan		1,113.20		1,113.20											1,113.20		
Bureau of Fisheries and Aquatic Resources		39,892.00		39,892.00											39,892.00		
Bureau of Internal Revenue - RDC Visayas		1,963.50		1,963.50											1,963.50		

Source Agencies and Projects	UACS CODE	Approved Budget			Utilizations					Disbursements					BALANCES		
		Approved Budgeted Revenue/Receipts	Adjustments (Additions, Reductions, Modifications/Augmentations)	Adjusted Budgeted Revenue	1st Quarter Ending 'March 31	2nd Quarter Ending 'June 30	3rd Quarter Ending 'Sept. 30	4th Quarter Ending 'Dec. 31	Total	1st Quarter Ending 'March 31	2nd Quarter Ending 'June 30	3rd Quarter Ending 'Sept. 30	4th Quarter Ending 'Dec. 31	Total	Unutilized Budget	Due and Demandable / Accounts Payable	Not Yet Due and Demandable
		3	4	5=(3+4)	6	7	8	9	10=(6+7+8+9)	11	12	13	14	15=(11+12+13+14)	16=(5-10)	17	18
Bureau of Jail Management and Penology, Region 7		13,197.26		13,197.26											13,197.26		
Cebu Normal University		12,035.92		12,035.92											12,035.92		
Cebu Normal University		1,879.35		1,879.35											1,879.35		
Cebu Normal University		957.18		957.18											957.18		
Cebu Normal University		1,760.00		1,760.00											1,760.00		
Cebu Normal University		1,048.86		1,048.86											1,048.86		
Cebu Normal University		109,012.00		109,012.00											109,012.00		
Cebu Normal University		8,322.48		8,322.48											8,322.48		
Cebu Normal University		63,480.39		63,480.39											63,480.39		
Cebu Normal University		15,176.76		15,176.76											15,176.76		
Cebu Normal University		34,622.50		34,622.50											34,622.50		
Cebu Normal University		10,966.23		10,966.23											10,966.23		
Comm. On Audit, RO7		2,147.28		2,147.28											2,147.28		
Comm. On Audit, RO7		965.90		965.90											965.90		
Commission on Human Rights		739.75		739.75											739.75		
DBP - Bogo City		2,057.28		2,057.28											2,057.28		
DENR - Bohol		6,947.50		6,947.50											6,947.50		
DENR - TSPS		1,714.40		1,714.40											1,714.40		
DENR, Region 7		257.16		257.16											257.16		
Department of Agriculture		140,986.50		140,986.50											140,986.50		
Department of Human Settlements and Urban Development		3,633.41		3,633.41											3,633.41		
DepEd - Division of Bogo City		58.48		58.48											58.48		
DepEd - Division of CarCar City		5,943.00		5,943.00											5,943.00		
DepEd - Division of Lapu-Lapu City		2,234.10		2,234.10											2,234.10		
DICT		3,702.20		3,702.20											3,702.20		
DILG - Bohol Province		968.11		968.11											968.11		
DILG, Region 7		141.20		141.20											141.20		
DILG, Region 7		774.80		774.80											774.80		
DILG, Region 7		155.12		155.12											155.12		
DILG, Region 7		2,318.56		2,318.56											2,318.56		
DOJ - Office of the Regional Prosecutor		407.68		407.68											407.68		
DOJ - Office of the Regional Prosecutor		53.87		53.87											53.87		
DOLE, Region 7		25,156.06		25,156.06											25,156.06		
DOLE, Region 7		28,051.65		28,051.65											28,051.65		
DOLE, Region 7		4,445.36		4,445.36											4,445.36		
DOLE, Region 7		578.85		578.85											578.85		
DOLE, Region 7		94.80		94.80											94.80		
DPWH - Cebu 3rd District Engineering Office		4,455.00		4,455.00											4,455.00		
DSWD - Field Office VII		20,180.54		20,180.54											20,180.54		
DTI - Cebu Provincial Office		1,524.60		1,524.60											1,524.60		
DTI, Region 7		374.25		374.25											374.25		
EMB, Region 7		1,691.25		1,691.25											1,691.25		
EMB, Region 7		264.00		264.00											264.00		
EMB, Region 7		1,320.00		1,320.00											1,320.00		
FDA - Cebu Testing and Quality Assurance Laboratory		1,490.10		1,490.10											1,490.10		
FDA - Cebu Testing and Quality Assurance Laboratory		1,155.93		1,155.93											1,155.93		
FDA Visayas Cluster - Regional Field Office VII		15,140.40		15,140.40											15,140.40		
FDA Visayas Cluster - Regional Field Office VII		993.50		993.50											993.50		
GSIS, Maasin Branch		6,352.50		6,352.50											6,352.50		
INSURANCE COMMISSION		216.20		216.20											216.20		
LBP - Agrarian Operation Center VII		22.52		22.52											22.52		
LBP - Camotes Island, Cebu		335.30		335.30											335.30		
LBP - Plaza Independencia		411.95		411.95											411.95		
LGU - Asturias, Cebu		1,182.15		1,182.15											1,182.15		
LGU - Asturias, Cebu		23,492.28		23,492.28											23,492.28		
LGU - Buri, Cebu		29.24		29.24											29.24		
LGU - Brgy. Banilad, Cebu City		2,143.00		2,143.00											2,143.00		
LGU - Consolacion, Cebu		34,082.77		34,082.77											34,082.77		
LGU - Ginatagan, Cebu		2,798.09		2,798.09											2,798.09		
LGU - Ginatagan, Cebu		768.35		768.35											768.35		
LGU - Ginatagan, Cebu		30,377.54		30,377.54											30,377.54		
LGU - Ginatagan, Cebu		116.96		116.96											116.96		
LGU - Lapu-Lapu City (GSO)		9,780.38		9,780.38											9,780.38		
LGU - Medellin, Cebu		60,378.86		60,378.86											60,378.86		
LGU - Moolboal, Cebu		1,045.00		1,045.00											1,045.00		
LGU - Moolboal, Cebu		12,992.87		12,992.87											12,992.87		
LGU - Moolboal, Cebu		101.75		101.75											101.75		
LGU - Moolboal, Cebu		63.70		63.70											63.70		
LGU - Moolboal, Cebu		13,245.90		13,245.90											13,245.90		
LGU - Moolboal, Cebu		20,790.00		20,790.00											20,790.00		
LGU - Moolboal, Cebu		1,633.00		1,633.00											1,633.00		
LGU - Moolboal, Cebu		3,428.80		3,428.80											3,428.80		
LGU - Moolboal, Cebu		582.00		582.00											582.00		
LGU - Moolboal, Cebu		2,424.01		2,424.01											2,424.01		
LGU - Moolboal, Cebu		2,431.44		2,431.44											2,431.44		
LGU - Moolboal, Cebu		2,701.60		2,701.60											2,701.60		

Source Agencies and Projects	UACS CODE	Approved Budget			Utilizations					Disbursements					BALANCES		
		Approved Budgeted Revenue/Receipts	Adjustments (Additions, Reductions, Modifications/Augmentations)	Adjusted Budgeted Revenue	1st Quarter Ending 'March 31	2nd Quarter Ending 'June 30	3rd Quarter Ending 'Sept. 30	4th Quarter Ending 'Dec. 31	Total	1st Quarter Ending 'March 31	2nd Quarter Ending 'June 30	3rd Quarter Ending 'Sept. 30	4th Quarter Ending 'Dec. 31	Total	Unutilized Budget	Unpaid Utilizations	
																Due and Demandable/Accounts Payable	Not Yet Due and Demandable
1	2	3	4	5-[3+2]	6	7	8	9	10=(6+7+8+9)	11	12	13	14	15=(11+12+13+14)	16=(5-16)	17	18
LGU - Prov. of Cebu (BAC)		43,780.00		43,780.00					-					-	43,780.00		
LGU - San Fernando, Cebu		4,465.20		4,465.20					-					-	4,465.20		
LGU - San Fernando, Cebu (Mayor's Office)		9,248.90		9,248.90					-					-	9,248.90		
LGU - Tabogon, Cebu		9,024.95		9,024.95					-					-	9,024.95		
LGU - Tubaran, Cebu		11,059.59		11,059.59					-					-	11,059.59		
Mines and Geosciences Bureau		451.78		451.78					-					-	451.78		
National Dairy Authority		755.94		755.94					-					-	755.94		
National Power Corporation		321.44		321.44					-					-	321.44		
National Power Corporation		391.95		391.95					-					-	391.95		
Office of Civil Defense Region VII		75.63		75.63					-					-	75.63		
Office of Civil Defense Region VII		9,891.92		9,891.92					-					-	9,891.92		
Office of Civil Defense Region VII		1,627.45		1,627.45					-					-	1,627.45		
Office of the Ombudsman - Visayas		426.88		426.88					-					-	426.88		
Office of the Ombudsman - Visayas		426.88		426.88					-					-	426.88		
PEZA - Mactan Economic Processing Zone		2,332.00		2,332.00					-					-	2,332.00		
Phil. Health Insurance Corp.		4,455.00		4,455.00					-					-	4,455.00		
Phil. Health Insurance Corp.		410.30		410.30					-					-	410.30		
Phil. Health Insurance Corp.		602.84		602.84					-					-	602.84		
Philippine Crop Insurance Corporation		690.15		690.15					-					-	690.15		
Philippine Crop Insurance Corporation		568.23		568.23					-					-	568.23		
Philippine Fiber Industry Development Authority		118.50		118.50					-					-	118.50		
Philippine Fiber Industry Development Authority		1,452.00		1,452.00					-					-	1,452.00		
Philippine Fiber Industry Development Authority		196.90		196.90					-					-	196.90		
Philippine Science High School - CVISC		504,485.88		504,485.88					-					-	504,485.88		
Securities and Exchange Commission		11,052.32		11,052.32					-					-	11,052.32		
TESDA - Cebu Provincial Office		3,667.91		3,667.91					-					-	3,667.91		
TESDA - Cebu Provincial Office		6,861.03		6,861.03					-					-	6,861.03		
TESDA - Cebu Provincial Office		1,985.51		1,985.51					-					-	1,985.51		
TESDA - Negros Oriental		5,769.90		5,769.90					-					-	5,769.90		
TESDA, Region 7		1,585.90		1,585.90					-					-	1,585.90		
TESDA, Region 7		7,284.00		7,284.00					-					-	7,284.00		
TESDA, Region 7		1,797.14		1,797.14					-					-	1,797.14		
Toledo Water District		1,804.00		1,804.00					-					-	1,804.00		
Vicente Soto Memorial Medical Center		790.00		790.00					-					-	790.00		
		-		-					-					-	-		
		-		-					-					-	-		
		-		-					-					-	-		
<b>PS-DBM-RO VIII- TACLOBAN</b>																	
DOLE - OWWA - RO8, Tacloban City		4,808.72		4,808.72					-					-	4,808.72		
DOLE - NLRC - RO8, Tacloban City		775.60		775.60					-					-	775.60		
NEDA - RO8, Palo, Leyte		1,655.90		1,655.90					-					-	1,655.90		
DepEd - RO8, Candabug, Palo, Leyte		28,560.42		28,560.42					-					-	28,560.42		
Civil Aviat. Auth. of the Phils., San Jose, Tac. City		25,053.00		25,053.00					-					-	25,053.00		
DENR - EMB-08, Marasbaras, Tacloban City		44.12		44.12					-					-	44.12		
Philippine Coconut Authority, Tacloban City		3,835.96		3,835.96					-					-	3,835.96		
DepEd - Sagahan National High School, Tac. City		1.00		1.00					-					-	1.00		
Land Bank of the Philippines, Real Br., Tac. City		2,847.84		2,847.84					-					-	2,847.84		
Dev Bank of the Philippines (DBP) - Tacloban City		711.96		711.96					-					-	711.96		
DA - RFU8, Tacloban City		(1.00)		(1.00)					-					-	(1.00)		
LGU - Mercedes, Eastern Samar		0.10		0.10					-					-	0.10		
COA - RO8, Candabug, Palo, Leyte		394.00		394.00					-					-	394.00		
Land Bank of the Phils., Ormoc Branch		700.40		700.40					-					-	700.40		
TESDA - RO8, Tacloban City		2,172.80		2,172.80					-					-	2,172.80		
COA - RO8, Candabug, Palo, Leyte		364.84		364.84					-					-	364.84		
<b>DEPARTMENT OF HUMAN SETTLEMENTS AND URBAN DEVELOPMENT 08</b>																	
DENR - PENRO, Catbalogan City		2,841.26		2,841.26					-					-	2,841.26		
DENR - PENRO, Catbalogan City		1,191.60		1,191.60					-					-	1,191.60		
DepEd - Ormoc City Division, Ormoc City		1,671.02		1,671.02					-					-	1,671.02		
Maritime Industry Authority, Tacloban City		1,195.94		1,195.94					-					-	1,195.94		
TESDA - Provincial Training Center - Leyte		540.36		540.36					-					-	540.36		
		-		-					-					-	-		
		-		-					-					-	-		
		-		-					-					-	-		
<b>PS DEPOT LGU - BONTOC</b>																	
PLGU-Mountain Province-GSO		18,750.00		18,750.00					-					-	18,750.00		
Luis Hora Regional Memorial Hospital		4,500.00		4,500.00					-					-	4,500.00		
Luis Hora Regional Memorial Hospital		1,500.00		1,500.00					-					-	1,500.00		
		-		-					-					-	-		
		-		-					-					-	-		
<b>PS DEPOT LGU - BUKIDNON</b>																	
LGU - Provincial Government of Bukidnon		4,884.00		4,884.00					-					-	4,884.00		
LGU - Provincial Government of Bukidnon		1,221.00		1,221.00					-					-	1,221.00		
LGU - Provincial Government of Bukidnon		1,512.60		1,512.60					-					-	1,512.60		
Central Mindanao University		14,985.00		14,985.00					-					-	14,985.00		
Central Mindanao University		846.30		846.30					-					-	846.30		
Central Mindanao University		230,520.24		230,520.24					-					-	230,520.24		

Source Agencies and Projects	UACS CODE	Approved Budget			Utilizations					Disbursements					BALANCES		
		Approved Budgeted Revenue/Receipts	Adjustments (Additions, Reductions, Modifications/Augmentations)	Adjusted Budgeted Revenue	1st Quarter Ending 'March 31	2nd Quarter Ending 'June 30	3rd Quarter Ending 'Sept. 30	4th Quarter Ending 'Dec. 31	Total	1st Quarter Ending 'March 31	2nd Quarter Ending 'June 30	3rd Quarter Ending 'Sept. 30	4th Quarter Ending 'Dec. 31	Total	Unused Budget	Unpaid Utilizations	
																Due and Demandable / Accounts Payable	Not Yet Due and Demandable
1	2	3	4	5=3+4	6	7	8	9	10=(6+7+8+9)	11	12	13	14	15=(11+12+13+14)	16=(5-10)	17	18
Hukidnon State University		870.24		870.24											870.24		
Dar Malaysia City		13,613.40		13,613.40											13,613.40		
DENR-CENRO DON CARLOS		13,613.40		13,613.40											13,613.40		
LGU - QUEZON NMD - GSO		951.28		951.28											951.28		
DEPED - MALAYBALAY DIVISION OFFICE		883,506.12		883,506.12											883,506.12		
LGU - KIBAWA MSWD		3,374.40		3,374.40											3,374.40		
		-		-											-		
		-		-											-		
PS-DBM-RO XI- DAVAO																	
Dumanas Elementary School		32.15		32.15											32.15		
Mudiang Elementary School, Mudiang		177.94		177.94											177.94		
Barangay Ito, Santa Cruz		71.78		71.78											71.78		
Talomo National High School		181.61		181.61											181.61		
Regional Prosecution Office ROXI		14,276.60		14,276.60											14,276.60		
Bureau of Fisheries and Aquatic Resources - XI		53,559.77		53,559.77											53,559.77		
Municipality of New Bataan, Davao de Oro		15,937.63		15,937.63											15,937.63		
		-		-											-		
		-		-											-		
PS-DBM-RO XIII-BUTUAN																	
TESDA-Agusan Del Norte Provincial Office		472.80		472.80											472.80		
National Commission on Indigenous People-Regional Office XIII		0.11		0.11											0.11		
National Commission on Indigenous People-Regional Office XIII		88.19		88.19											88.19		
National Commission on Indigenous People-Regional Office XIII		158.15		158.15											158.15		
Department of Agrarian Reform, Agusan Del Norte		298.00		298.00											298.00		
Department of Agrarian Reform, Agusan Del Norte		1.88		1.88											1.88		
Department of Agrarian Reform, Surigao Del Sur		6.87		6.87											6.87		
Department of Agrarian Reform-Regional Office XIII		1.72		1.72											1.72		
Department of Agriculture- Regional Office XIII		561,754.32		561,754.32											561,754.32		
Department of Agriculture- Regional Office XIII		257,890.16		257,890.16											257,890.16		
Food and Drug Administration-Regional Field Office XIII		16,701.87		16,701.87											16,701.87		
Philippine Rice Research Institute-Regional Office XIII		2,335.30		2,335.30											2,335.30		
Barangay Mabuhin-Cortes		1.20		1.20											1.20		
Barangay National High School		0.65		0.65											0.65		
Department of Education - Tandag City Division		25.00		25.00											25.00		
Department of Education - Agusan Del Sur Division		0.10		0.10											0.10		
Department of Education, Regional Office XIII		84,076.90		84,076.90											84,076.90		
Department of Education-Surigao Del Sur Division		19,180.80		19,180.80											19,180.80		
Ascinto P. Elpa National High School		1.21		1.21											1.21		
Sibagan Central Elementary School		0.31		0.31											0.31		
DENR-Regional Office XIII		8,001.00		8,001.00											8,001.00		
DENR-Regional Office XIII		21,370.54		21,370.54											21,370.54		
DENR-Regional Office XIII		101,033.47		101,033.47											101,033.47		
Bureau of Internal Revenue, Butuan City		0.92		0.92											0.92		
Bureau of Internal Revenue, Butuan City		40,013.90		40,013.90											40,013.90		
DOH-Center For Health Development-ROXIII		1.01		1.01											1.01		
DOH-Center For Health Development-ROXIII		0.03		0.03											0.03		
Department of Labor and Employment-Regional Office XIII		0.51		0.51											0.51		
Department of Social Welfare and Development-Regional Office XIII		468,791.79		468,791.79											468,791.79		
Department of Social Welfare and Development-Regional Office XIII		253,289.00		253,289.00											253,289.00		
Department of Social Welfare and Development-Regional Office XIII		63,268.71		63,268.71											63,268.71		
DTI-Agusan del Sur Provincial Office		0.70		0.70											0.70		
DTI-Agusan del Sur Provincial Office		0.48		0.48											0.48		
Department of Transportation and Communications-Regional Office XIII		2.44		2.44											2.44		
Caraga State University		88,835.00		88,835.00											88,835.00		
Surigao Del Sur State University, Cagwait Campus		2.16		2.16											2.16		
Surigao Del Sur State University, Cagwait Campus		0.70		0.70											0.70		
Surigao Del Sur State University, Cantilao Campus		0.38		0.38											0.38		
Surigao Del Sur State University, Lianga Campus		0.59		0.59											0.59		
Surigao Del Sur State University, Lianga Campus		2.53		2.53											2.53		
Surigao Del Sur State University, Tagbina Campus		1,019.04		1,019.04											1,019.04		
Surigao Del Sur State University, Tandag Campus		0.15		0.15											0.15		
Surigao Del Sur State University, Tandag Campus		1.17		1.17											1.17		
Surigao Del Sur State University, Tandag Campus		2.26		2.26											2.26		
Surigao Del Sur State University, Tandag Campus		1.54		1.54											1.54		
Surigao Del Sur State University, Tandag Campus		0.31		0.31											0.31		
Surigao Del Sur State University, Tandag Campus		0.49		0.49											0.49		
Surigao Del Sur State University, Tandag Campus		10.20		10.20											10.20		
Surigao Del Sur State University, Tandag Campus		6.63		6.63											6.63		
Surigao Del Sur State University, Tandag Campus		1.13		1.13											1.13		
Surigao Del Sur State University, Tandag Campus		1.01		1.01											1.01		
Surigao Del Sur State University, Tandag Campus		2.18		2.18											2.18		
Surigao Del Sur State University, Tandag Campus		3.41		3.41											3.41		
Surigao Del Sur State University, Tandag Campus		2.25		2.25											2.25		
Surigao Del Sur State University, Tandag Campus		1.03		1.03											1.03		



Source Agencies and Projects	UACS CODE	Approved Budget			Utilizations					Disbursements					BALANCES		
		Approved Budgeted Revenue/Receipts	Adjustments (Additions, Reductions, Modifications/Augmentations)	Adjusted Budgeted Revenue	1st Quarter Ending 'March 31	2nd Quarter Ending 'June 30	3rd Quarter Ending 'Sept. 30	4th Quarter Ending 'Dec. 31	Total	1st Quarter Ending 'March 31	2nd Quarter Ending 'June 30	3rd Quarter Ending 'Sept. 30	4th Quarter Ending 'Dec. 31	Total	Unutilized Budget	Unpaid Utilizations	
																One and Demandable / Accounts Payable	Not Yet Due and Demandable
1	2	3	4	5=(3-4)	6	7	8	9	10=(6+7+8+9)	11	12	13	14	15=(11+12+13+14)	16=(5-10)	17	18
Agusan DS State College of Agriculture and Tech		753.96		753.96											753.96		
Agusan DS State College of Agriculture and Tech		9,546.70		9,546.70											9,546.70		
Agusan DS State College of Agriculture and Tech		3,665.76		3,665.76											3,665.76		
Agusan DS State College of Agriculture and Tech		854.46		854.46											854.46		
Agusan DS State College of Agriculture and Tech		48.96		48.96											48.96		
Agusan DS State College of Agriculture and Tech		9,141.09		9,141.09											9,141.09		
Agusan DS State College of Agriculture and Tech		172.22		172.22											172.22		
Agusan DS State College of Agriculture and Tech		430.55		430.55											430.55		
Government Service Insurance System, Butuan City		0.80		0.80											0.80		
Home Mutual Development Fund San Francisco MSB		0.01		0.01											0.01		
National Irrigation Administration-IMO		30,457.69		30,457.69											30,457.69		
Municipality of Kitcharao, Agusan Del Norte		34.98		34.98											34.98		
Municipality of Lianga, Surigao Del Sur		0.58		0.58											0.58		
Municipality of Loreto, Agusan Del Sur		1.66		1.66											1.66		
Municipality of Loreto, Agusan Del Sur		1,003.70		1,003.70											1,003.70		
Municipality of Loreto, Agusan Del Sur		2.43		2.43											2.43		
Municipality of Loreto, Agusan Del Sur		2.80		2.80											2.80		
Municipality of Loreto, Agusan Del Sur		0.20		0.20											0.20		
Municipality of Loreto, Agusan Del Sur		3.60		3.60											3.60		
Municipality of Loreto, Agusan Del Sur		1.81		1.81											1.81		
Municipality of Remedios T. Romualdez		0.29		0.29											0.29		
Municipality of Remedios T. Romualdez		0.67		0.67											0.67		
Municipality of San Agustin, Surigao Del Sur		0.34		0.34											0.34		
Municipality of San Agustin, Surigao Del Sur		743.05		743.05											743.05		
Municipality of San Agustin, Surigao Del Sur		1,698.40		1,698.40											1,698.40		
Municipality of San Agustin, Surigao Del Sur		509.52		509.52											509.52		
Municipality of San Agustin, Surigao Del Sur		509.52		509.52											509.52		
Municipality of San Agustin, Surigao Del Sur		655.60		655.60											655.60		
Municipality of San Agustin, Surigao Del Sur		1,061.50		1,061.50											1,061.50		
Municipality of Sta. Josefa, Agusan Del Sur		0.03		0.03											0.03		
Municipality of Sta. Josefa, Agusan Del Sur		0.44		0.44											0.44		
Municipality of Sta. Josefa, Agusan Del Sur		4.56		4.56											4.56		
Municipality of Sta. Josefa, Agusan Del Sur		4.43		4.43											4.43		
Municipality of Sta. Josefa, Agusan Del Sur		2.57		2.57											2.57		
Municipality of Sta. Josefa, Agusan Del Sur		0.29		0.29											0.29		
Municipality of Sta. Josefa, Agusan Del Sur		0.25		0.25											0.25		
Municipality of Veruela, Agusan Del Sur		17,444.41		17,444.41											17,444.41		
PS DEPOT LGU SIBUGAY		-		-											-		
BRGY - UPPER PANGI-IPIL_ZSP		297.00		297.00											297.00		
BRGY. BULUAN, IPIL, ZSP		368.50		368.50											368.50		
BULIANGIN MAHABA E.S. OLUTANGA		904.80		904.80											904.80		
DA RFU IX, ZAMBO. SIBUGAY		5,775.00		5,775.00											5,775.00		
DBP-PAGADIAN CITY		942.00		942.00											942.00		
DENR-PENRO		5,481.00		5,481.00											5,481.00		
DEPED - DIPOLOG CITY DIVISION, ZDN		2,733.75		2,733.75											2,733.75		
DEPED - DIPOLOG CITY DIVISION, ZDN		125,185.94		125,185.94											125,185.94		
DepEd RO IX, PAGADIAN CITY		17,315.00		17,315.00											17,315.00		
DepED-ZS		28,374.00		28,374.00											28,374.00		
DepED-ZS		49,911.48		49,911.48											49,911.48		
DPWIL-LABASON, ZN		160,364.99		160,364.99											160,364.99		
DR. JOSE RIZAL MEMORIAL HOSPITAL		2,352.25		2,352.25											2,352.25		
J.H. CERILLES STATE COLLEGE, Mati san miguel ZAMBO. Del Sur		8,423.79		8,423.79											8,423.79		
J.H. CERILLES STATE COLLEGE, Mati san miguel ZAMBO. Del Sur		2,504.85		2,504.85											2,504.85		
J.H. CERILLES STATE COLLEGE, Mati san miguel ZAMBO. Del Sur		1,399.00		1,399.00											1,399.00		
JRMSU- TAMPILISAN CAMPUS		392.50		392.50											392.50		
JRMSU-DAPTAN CAMPUS		7,429.00		7,429.00											7,429.00		
JRMSU-DAPTAN CAMPUS		5,525.00		5,525.00											5,525.00		
LAPUYAN NHS - ZDS		27,144.00		27,144.00											27,144.00		
LGU-BUUG		307.00		307.00											307.00		
LGU-DIPLAHAN		68,640.00		68,640.00											68,640.00		
LGU-DIPLAHAN		5,747.75		5,747.75											5,747.75		
LGU-IPIL		1,152.50		1,152.50											1,152.50		
LGU-IPIL		896.25		896.25											896.25		
LGU-IPIL		533.75		533.75											533.75		
LGU-IPIL		63.00		63.00											63.00		
LGU-PAYAO		47,705.64		47,705.64											47,705.64		
LGU-R.T. LIM		18,250.00		18,250.00											18,250.00		
LGU-R.T. LIM		1,508.08		1,508.08											1,508.08		
LGU-SIAY		2,017.50		2,017.50											2,017.50		
LGU-TGBAO,ZDS		7,631.25		7,631.25											7,631.25		
MALANGAS NATIONAL HIGH SCHOOL		3,400.75		3,400.75											3,400.75		
NAGA NATIONAL HIGH SCHOOL		0.30		0.30											0.30		
NFA-ZAMBOANGA DEL SUR		4,209.34		4,209.34											4,209.34		
NIA-ZDS		634.00		634.00											634.00		




Source Agencies and Projects	UACS CODE	Approved Budget			Utilizations					Disbursements					BALANCES		
		Approved Budgeted Revenue/Receipts	Adjustments (Additions, Reductions, Modifications/Augmentations)	Adjusted Budgeted Revenue	1st Quarter Ending 'March 31	2nd Quarter Ending 'June 30	3rd Quarter Ending 'Sept. 30	4th Quarter Ending 'Dec. 31	Total	1st Quarter Ending 'March 31	2nd Quarter Ending 'June 30	3rd Quarter Ending 'Sept. 30	4th Quarter Ending 'Dec. 31	Total	Unutilized Budget	Unpaid Utilizations	
																Due and Demandable / Accounts Payable	Not Yet Due and Demandable
1	2	3	4	5-[3+4]	6	7	8	9	10-(6+7+8+9)	11	12	13	14	15-(11+12+13+14)	16-(5-10)	17	18
NIA-ZDS		501.00															
NIA-ZDS		744.00															
NIA-ZDS		7,625.25		7,625.25													
NIA-ZDS		14,296.78		14,296.78													
NIA-ZDS		7,440.50		7,440.50													
NIA-ZDS		4,218.50		4,218.50													
PHIL PORTS AUTHORITY, ZDN		3,609.00		3,609.00													
STA. Clara National High School		48.00		48.00													
Tambunan National High School		5,971.68		5,971.68													
TESDA-IPIL		612.50		612.50													
TESDA-PAGADIAN CITY		727.50		727.50													
TITAY NATIONAL HIGH SCHOOL		15,601.68		15,601.68													
UPPER DICAYAS INTEGRATED SCHOOL-DIPOLOG CITY		366.00		366.00													
UPPER DICAYAS INTEGRATED SCHOOL-DIPOLOG CITY		191.50		191.50													
UPPER DICAYAS INTEGRATED SCHOOL-DIPOLOG CITY		130.75		130.75													
ZAMBOANGA SIBUGAY POLYTECHNIC INSTITUTE		9,798.00		9,798.00													
PS DEPOT LGU SURIGAO																	
LGU Province of Dinagat		1,280.00		1,280.00													
LGU Province of Dinagat		237.00		237.00													
LGU Province of Dinagat		582.00		582.00													
LGU Province of Dinagat		5,686.00		5,686.00													
LGU Province of Dinagat		670.00		670.00													
LGU Surigao City		362.00		362.00													
Mines & Geosciences Bureau		42,342.00		42,342.00													
DTI Surigao del Norte		2,490.00		2,490.00													
Surigao State College of Technology		5,925.30		5,925.30													
Surigao State College of Technology		330,550.00		330,550.00													
DEP-ED Don Enrique Navarro MES		1,443.00		1,443.00													
LGU Surigao City		543.00		543.00													
Bureau of Customs		7,019.00		7,019.00													
LGU Province of Surigao del Norte		1,792.80		1,792.80													
LGU Province of Surigao del Norte		431.00		431.00													
TESDA Dinagat province		46,047.50		46,047.50													
TESDA Dinagat province		46,047.50		46,047.50													
TESDA Dinagat province		1,444.40		1,444.40													
DEP-ED Talavera ES		3,620.00		3,620.00													
PNP Provincial Police Office		627.40		627.40													
DRP Claver Branch		3,328.70		3,328.70													
DEP-ED Campo NIS		777.00		777.00													
PNP 2ND Provincial Mobile Force		1,376.50		1,376.50													
LGU Province of Surigao del Norte		4,156.25		4,156.25													
LGU Province of Surigao del Norte		2,316.00		2,316.00													
Brgy. Poblacion, Bacuag, Surigao del Norte		46,750.00		46,750.00													
PAG-IBIG FUND MSBO Surigao		2,438.40		2,438.40													
PHIL. STATISTICS OFFICE - PDI		805.00		805.00													
Surigao Metropolitan Water District		1,178.50		1,178.50													
DEP-ED Mainit CES		700.20		700.20													
LGU Mun. of Dapa, Surigao del Norte		46,058.80		46,058.80													
TESDA SdN		46,058.80		46,058.80													
LGU Province of Surigao del Norte		734.80		734.80													
PNP Provincial Police Office		310.00		310.00													
DEP-ED Baliw ES		318.00		318.00													
DEP-ED Prengud ES		372.00		372.00													
DEP-ED Dabican ES		27,443.16		27,443.16													
DEP-ED Treatment & Rehab. Center		8,807.75		8,807.75													
DEP-ED Anislagan ES		4,277.00		4,277.00													
DEP-ED Suyoc ES		677.00		677.00													
DEP-ED Silop ES		444.00		444.00													
LGU Gigaquit, SdN		6,037.00		6,037.00													
LGU Gigaquit, SdN		4,451.00		4,451.00													
DEP-ED F. Buysse ES		333.00		333.00													
DEP-ED Bobonao ES		571.00		571.00													
DEP-ED Bobonao ES		1,366.20		1,366.20													
DEP-ED Talavera ES		675.00		675.00													
LGU Claver, Surigao del Norte		3,125.40		3,125.40													
Philippine Ports Authority		4,377.50		4,377.50													
DEP-ED San Francisco NIS		444.00		444.00													
Prov'l. Eng'g. Office		362.00		362.00													
DEP-ED Macalaya ES		923.00		923.00													
LGU San Francisco, SdN		4,525.00		4,525.00													
DEP-ED Taft NIS		1,064.00		1,064.00													
LGU Claver, Surigao del Norte		2,782.10		2,782.10													
LGU Claver, Surigao del Norte		2,793.25		2,793.25													
LGU Claver, Surigao del Norte		2,230.00		2,230.00													

Source Agencies and Projects	UACS CODE	Approved Budget			Utilizations					Disbursements					BALANCES		
		Approved Budgeted Revenue/Receipts	Adjustments (Additions, Reductions, Modifications/Augmentations)	Adjusted Budgeted Revenue	1st Quarter Ending 'March 31	2nd Quarter Ending 'June 30	3rd Quarter Ending 'Sept. 30	4th Quarter Ending 'Dec. 31	Total	1st Quarter Ending 'March 31	2nd Quarter Ending 'June 30	3rd Quarter Ending 'Sept. 30	4th Quarter Ending 'Dec. 31	Total	Unutilized Budget	Unpaid Utilizations	
																Due and Demandable / Accounts Payable	Not Yet Due and Demandable
1	2	3	4	5-(3+4)	6	7	8	9	10-(6+7+8+9)	11	12	13	14	15-(11+12+13+14)	16-(5-10)	17	18
LGU Claver, Surigao del Norte		9,089.10		9,089.10											9,089.10		
LGU Claver, Surigao del Norte		8,448.00		8,448.00											8,448.00		
LGU Claver, Surigao del Norte		292.20		292.20											292.20		
LGU Claver, Surigao del Norte		28,788.80		28,788.80											28,788.80		
LGU Claver, Surigao del Norte		374.10		374.10											374.10		
LGU Claver, Surigao del Norte		1,536.90		1,536.90											1,536.90		
Land Bank of the Philippines		1,593.20		1,593.20											1,593.20		
LGU Province of Surigao del Norte		4,049.20		4,049.20											4,049.20		
LGU Surigao City		456.00		456.00											456.00		
LGU Surigao City		362.00		362.00											362.00		
DEP-ED Mauro Diaz ES		532.00		532.00											532.00		
DEP-ED Tihitan ES		1,749.00		1,749.00											1,749.00		
Caraga Regional Hospital		462.00		462.00											462.00		
Caraga Regional Hospital		15,900.00		15,900.00											15,900.00		
Caraga Regional Hospital		634.00		634.00											634.00		
Caraga Regional Hospital		26,812.60		26,812.60											26,812.60		
Caraga Regional Hospital		9,556.00		9,556.00											9,556.00		
Caraga Regional Hospital		300.00		300.00											300.00		
Caraga Regional Hospital		2,506.00		2,506.00											2,506.00		
Caraga Regional Hospital		3,015.00		3,015.00											3,015.00		
Caraga Regional Hospital		1,702.25		1,702.25											1,702.25		
Caraga Regional Hospital		4,023.20		4,023.20											4,023.20		
Caraga Regional Hospital		9,125.00		9,125.00											9,125.00		
Caraga Regional Hospital		12,082.50		12,082.50											12,082.50		
Caraga Regional Hospital		4,486.80		4,486.80											4,486.80		
Caraga Regional Hospital		440.00		440.00											440.00		
Caraga Regional Hospital		119.00		119.00											119.00		
Caraga Regional Hospital		1,543.00		1,543.00											1,543.00		
Caraga Regional Hospital		321.35		321.35											321.35		
Caraga Regional Hospital		418.40		418.40											418.40		
Caraga Regional Hospital		44.00		44.00											44.00		
Caraga Regional Hospital		260.00		260.00											260.00		
Caraga Regional Hospital		356.00		356.00											356.00		
Caraga Regional Hospital		595.00		595.00											595.00		
Caraga Regional Hospital		156.00		156.00											156.00		
Caraga Regional Hospital		528.00		528.00											528.00		
DEP-ED Magpayang ES		5,040.00		5,040.00											5,040.00		
LGU Mun. of Placer, Surigao del Norte		3,750.00		3,750.00											3,750.00		
DEP-ED Poniente ES		830.00		830.00											830.00		
NCIP, SdN		569.50		569.50											569.50		
Brgy. Wilson, PDI		2,746.00		2,746.00											2,746.00		
NCIP, SdN		1,267.00		1,267.00											1,267.00		
LGU Province of Surigao del Norte		2,157.00		2,157.00											2,157.00		
LGU Province of Surigao del Norte		4,802.60		4,802.60											4,802.60		
LGU Province of Surigao del Norte		9,376.80		9,376.80											9,376.80		
LGU Province of Surigao del Norte		42,175.00		42,175.00											42,175.00		
DEP-ED Division of Surigao City		9,390.00		9,390.00											9,390.00		
DEP-ED Tubajon NHS		4,208.00		4,208.00											4,208.00		
DEP-ED Tubajon NHS		555.00		555.00											555.00		
DEP-ED Mabini ES		720.00		720.00											720.00		
LGU Cagdanao, PDI		1,071.00		1,071.00											1,071.00		
LGU Cagdanao, PDI		103.00		103.00											103.00		
Land Bank of the Philippines		5,385.00		5,385.00											5,385.00		
LGU Province of Surigao del Norte		1,014.00		1,014.00											1,014.00		
LGU Gigaquit, SdN		1,104.80		1,104.80											1,104.80		
LGU Gigaquit, SdN		1,007.10		1,007.10											1,007.10		
PNP Provincial Police Office		2,428.40		2,428.40											2,428.40		
LGU Surigao City		2,820.00		2,820.00											2,820.00		
LGU Cagdanao, PDI		4,445.00		4,445.00											4,445.00		
LGU Placer, SdN		9,995.00		9,995.00											9,995.00		
LGU Surigao City		9,553.50		9,553.50											9,553.50		
DEP-ED San Francisco NHS		555.00		555.00											555.00		
LGU Province of Surigao del Norte		489.80		489.80											489.80		
Maritime Industry Authority		2,617.00		2,617.00											2,617.00		
LGU Province of Surigao del Norte		920.00		920.00											920.00		
LGU Surigao City		1,492.20		1,492.20											1,492.20		
2nd Mobile Force Co.		1,551.00		1,551.00											1,551.00		
DEP-ED Cagdanao ES		5,787.00		5,787.00											5,787.00		
LGU Province of Surigao del Norte		1,994.20		1,994.20											1,994.20		
LGU Province of Surigao del Norte		4,375.00		4,375.00											4,375.00		
LGU Province of Surigao del Norte		8,758.00		8,758.00											8,758.00		
LGU Province of Surigao del Norte		24,905.00		24,905.00											24,905.00		
LGU Province of Surigao del Norte		2,277.00		2,277.00											2,277.00		
LGU Province of Surigao del Norte		1,360.00		1,360.00											1,360.00		
LGU Placer, SdN		2,081.00		2,081.00											2,081.00		
LGU Province of Surigao del Norte		920.00		920.00											920.00		

Source, Agencies and Projects	UACS CODE	Approved Budget			Utilizations					Disbursements					BALANCES		
		Approved Budgeted Revenue/Receipts	Adjustments (Additions, Reductions, Modifications/Augmentations)	Adjusted Budgeted Revenue	1st Quarter Ending 'March 31	2nd Quarter Ending 'June 30	3rd Quarter Ending 'Sept. 30	4th Quarter Ending 'Dec. 31	Total	1st Quarter Ending 'March 31	2nd Quarter Ending 'June 30	3rd Quarter Ending 'Sept. 30	4th Quarter Ending 'Dec. 31	Total	Unused Budget	Unpaid Utilizations	
																Due and Demandable / Accounts Payable	Not Yet Due and Demandable
1	2	3	4	5-(3+4)	6	7	8	9	10-(6+7+8+9)	11	12	13	14	15-(11+12+13+14)	16-(5-10)	17	18
DEP-ED Paco NIS		2,696.00		2,696.00											2,696.00		
DEP-ED Ombong ES		491.00		491.00											491.00		
LGU Surigao City		829.00		829.00											829.00		
DEP-ED Taganaan NIS		409.40		409.40											409.40		
DEP-ED Dapa NIS		2,220.00		2,220.00											2,220.00		
LGU Province of Surigao del Norte		606.20		606.20											606.20		
NIA		6,857.00		6,857.00											6,857.00		
DEP-ED Alegria NIS		49,956.00		49,956.00											49,956.00		
LGU Province of Surigao del Norte		2,408.00		2,408.00											2,408.00		
LGU Bucang, SdN		94,500.00		94,500.00											94,500.00		
DENR-PENRO SdN		448.00		448.00											448.00		
DENR-PENRO SdN		795.20		795.20											795.20		
Brgy. Canlanipa, S.C.		2,389.30		2,389.30											2,389.30		
LGU Province of Surigao del Norte		1,840.00		1,840.00											1,840.00		
LGU Province of Surigao del Norte		10,316.80		10,316.80											10,316.80		
LGU Province of Surigao del Norte		1,840.00		1,840.00											1,840.00		
DEP-ED Dapa NIS		1,110.00		1,110.00											1,110.00		
DEP-ED Taguod ES		1,899.00		1,899.00											1,899.00		
DEP-ED A. Fabio NIS		1,810.00		1,810.00											1,810.00		
TESDA SdN		46,058.80		46,058.80											46,058.80		
Philippine Sweepstakes Office		4,904.00		4,904.00											4,904.00		
DEP-ED Surigao City NIS		1,431.00		1,431.00											1,431.00		
DEP-ED Alegria NIS		555.00		555.00											555.00		
DEP-ED Mainit NIS		1,222.80		1,222.80											1,222.80		
LGU Province of Surigao del Norte		1,108.00		1,108.00											1,108.00		
LGU San Francisco, SdN		357.40		357.40											357.40		
LGU San Francisco, SdN		527.00		527.00											527.00		
LGU San Francisco, SdN		2,062.00		2,062.00											2,062.00		
TESDA Dinagat province		5,086.20		5,086.20											5,086.20		
DAR		9,370.00		9,370.00											9,370.00		
DEP-ED Don Ruben MNIS		5,356.00		5,356.00											5,356.00		
LGU Province of Surigao del Norte		302.80		302.80											302.80		
DEP-ED Capayahan ES		1,072.00		1,072.00											1,072.00		
DEP-ED Mabini ES		3,409.00		3,409.00											3,409.00		
LGU Province of Surigao del Norte		431.00		431.00											431.00		
DEP-ED Siana ES		111.00		111.00											111.00		
DEP-ED Division of Dinagat		22,749.32		22,749.32											22,749.32		
DEP-ED San Jose ES		1,768.80		1,768.80											1,768.80		
DEP-ED Dayano ES		1,550.00		1,550.00											1,550.00		
DEP-ED Urbizondo ES		773.00		773.00											773.00		
DEP-ED Hacienda NIS		1,560.00		1,560.00											1,560.00		
DEP-ED Tolingon ES		984.00		984.00											984.00		
2nd Mobile Force Co.		1,091.00		1,091.00											1,091.00		
Surigao State College of Technology		24,766.10		24,766.10											24,766.10		
Surigao State College of Technology		21,164.00		21,164.00											21,164.00		
Surigao State College of Technology		1,762.00		1,762.00											1,762.00		
DEP-ED Cayawan ES		612.00		612.00											612.00		
PNP PPO		908.90		908.90											908.90		
DEP-ED San Jose ES		1,488.00		1,488.00											1,488.00		
LGU Province of Surigao del Norte		4,172.00		4,172.00											4,172.00		
LGU Province of Surigao del Norte		6,421.50		6,421.50											6,421.50		
LGU Province of Surigao del Norte		4,040.00		4,040.00											4,040.00		
LGU Gigaquit, SdN		4,104.50		4,104.50											4,104.50		
DEP-ED Dakang Palag NIS		8,601.50		8,601.50											8,601.50		
DENR-PENRO SdN		4,979.10		4,979.10											4,979.10		
DEP-ED Sison CES		1,558.00		1,558.00											1,558.00		
DEP-ED Magpayang ES		996.00		996.00											996.00		
DEP-ED Cagtinan ES		1,513.00		1,513.00											1,513.00		
DEP-ED Macarime MES		2,734.40		2,734.40											2,734.40		
DEP-ED Panalao ES		3,139.00		3,139.00											3,139.00		
DBP Surigao Br.		3,265.40		3,265.40											3,265.40		
DEP-ED Alvarez ES		798.00		798.00											798.00		
DEP-ED Magupang ES		312.00		312.00											312.00		
LGU Province of Dinagat		8,736.00		8,736.00											8,736.00		
LGU Province of Dinagat		5,876.90		5,876.90											5,876.90		
LGU Claver, Surigao del Norte		1,504.00		1,504.00											1,504.00		
LGU Surigao City		2,989.40		2,989.40											2,989.40		
LGU Alegria, SdN		3,709.60		3,709.60											3,709.60		
LGU Alegria, SdN		3,743.50		3,743.50											3,743.50		
LGU Alegria, SdN		22,471.70		22,471.70											22,471.70		
LGU Surigao City		2,554.00		2,554.00											2,554.00		
LGU Province of Surigao del Norte		23,581.60		23,581.60											23,581.60		
LGU Province of Surigao del Norte		13,353.00		13,353.00											13,353.00		
LGU Sta. Monica, SdN		18,571.50		18,571.50											18,571.50		
MCTC Branch 1		1,935.20		1,935.20											1,935.20		
MCTC Branch 2		1,275.50		1,275.50											1,275.50		

Source Agencies and Projects	UACS CODE	Approved Budget		Utilizations					Disbursements					BALANCES			
		Approved Budgeted Revenue/Receipts	Adjustments (Additions, Reductions, Modifications/Augmentations)	Adjusted Budgeted Revenue	1st Quarter Ending March 31	2nd Quarter Ending June 30	3rd Quarter Ending Sept. 30	4th Quarter Ending Dec. 31	Total	1st Quarter Ending March 31	2nd Quarter Ending June 30	3rd Quarter Ending Sept. 30	4th Quarter Ending Dec. 31	Total	Unutilized Budget	Unpaid Utilizations	
																Due and Demandable/Accounts Payable	Not Yet Due and Demandable
1	2	3	4	5=(3+4)	6	7	8	9	10=(6+7+8+9)	11	12	13	14	15=(11+12+13+14)	16=(5-10)	17	18
Office of the City Court		660.00		660.00													
LGU Province of Surigao del Norte		712.00		712.00											660.00		
LGU Province of Surigao del Norte		302.80		302.80											712.00		
LGU Province of Surigao del Norte		302.80		302.80											302.80		
LGU Province of Surigao del Norte		1,176.40		1,176.40											302.80		
LGU Province of Surigao del Norte		2,635.00		2,635.00											1,176.40		
LGU Province of Surigao del Norte		606.80		606.80											2,635.00		
DENR-PENRO SDN		4,425.60		4,425.60											606.80		
DEP-FD A. Fabio NIS		10,670.00		10,670.00											4,425.60		
LGU Claver, Surigao del Norte		2,332.30		2,332.30											10,670.00		
LGU Claver, Surigao del Norte		1,643.00		1,643.00											2,332.30		
LGU Claver, Surigao del Norte		13,953.40		13,953.40											1,643.00		
LGU Province of Surigao del Norte		1,948.00		1,948.00											13,953.40		
LGU Province of Surigao del Norte		1,448.20		1,448.20											1,643.00		
DEP-ED Matina-ao NIS		5,840.00		5,840.00											1,948.00		
LGU Placer, SDN		327.60		327.60											1,448.20		
LGU San Francisco, SDN		1,349.74		1,349.74											1,448.20		
SMWD		2,762.45		2,762.45											5,840.00		
															327.60		
															1,349.74		
															2,762.45		
PS-DIM-RO XII-KORONADAL																	
DEPED-DIV. OF COTABATO AMAS, KIDAPAWAN CITY		3,528.98		3,528.98													
DEPED-DIV. OF KIDAPAWAN KIDAPAWAN CITY		6,896.12		6,896.12													
DEPED-DIV. OF SARANGANI SARANGANI PROVINCE		6,075.88		6,075.88													
DEPED-DIV. OF SOUTH COTABATO KORONADAL CITY		16,115.87		16,115.87													
DEPED-DIV. OF SOUTH COTABATO KORONADAL CITY		12,012.00		12,012.00													
DEPED-DIV. OF SOUTH COTABATO KORONADAL CITY		388,383.64		388,383.64													
DEPED-DIV. OF SULTAN KUDARAT TACURONG CITY		9,350.00		9,350.00													
DEPED - GENERAL SANTOS CITY NATIONAL SECONDARY SCHOOL OF ARTS AND		10,517.15		10,517.15													
DEPED-REGIONAL OFFICE XII KORONADAL CITY		4.47		4.47													
DOI-DEPARTMENT OF HEALTH (CID XII) COTABATO CITY		125,195.04		125,195.04													
DOST ROXII - COTABATO CITY		6,489.00		6,489.00													
DOST ROXII - COTABATO CITY		13,157.48		13,157.48													
DPWH-REGIONAL OFFICE XII KORONADAL CITY		572.58		572.58													
DPWH-REGIONAL OFFICE XII KORONADAL CITY		6,413.00		6,413.00													
DPWH-REGIONAL OFFICE XII KORONADAL CITY		572.58		572.58													
DPWH-REGIONAL OFFICE XII KORONADAL CITY		14,577.05		14,577.05													
GFI-DEVELOPMENT BANK OF THE PHILS. (GENSAN BR)		177.45		177.45													
GFI-DEVELOPMENT BANK OF THE PHILS. (GENSAN BR)		3.38		3.38													
GFI-DEVELOPMENT BANK OF THE PHILS. (GENSAN BR)		381.28		381.28													
GOCC - PHILIPPINE HEALTH INSURANCE CORPORATION XII		477.40		477.40													
GOCC - PHILIPPINE HEALTH INSURANCE CORPORATION XII		0.30		0.30													
LGU-BRGY. POBLACION, TAMPAKAN, SOUTH COTABATO		119.35		119.35													
LGU-MUN OF ALAMADA ALAMADA, COTABATO		0.67		0.67													
LGU-MUN OF ALAMADA ALAMADA, COTABATO		21,456.79		21,456.79													
LGU-MUN OF BAGUMBAYAN BAGUMBAYAN, SULTAN KUDARAT		90.60		90.60													
LGU-MUN OF BAGUMBAYAN BAGUMBAYAN, SULTAN KUDARAT		374.00		374.00													
LGU-MUN OF BAGUMBAYAN BAGUMBAYAN, SULTAN KUDARAT		191.86		191.86													
LGU-MUN OF BAGUMBAYAN BAGUMBAYAN, SULTAN KUDARAT		18.00		18.00													
LGU-MUN OF BAGUMBAYAN BAGUMBAYAN, SULTAN KUDARAT		56.58		56.58													
LGU-MUN OF BANGA BANGA, SOUTH COTABATO		745.50		745.50													
LGU-MUN OF BANGA BANGA, SOUTH COTABATO		1,932.70		1,932.70													
LGU-MUN OF BANGA BANGA, SOUTH COTABATO		49.26		49.26													
LGU-MUN OF BANGA BANGA, SOUTH COTABATO		15,769.63		15,769.63													
LGU-MUN OF BANGA BANGA, SOUTH COTABATO		157.73		157.73													
LGU-MUN OF BANGA BANGA, SOUTH COTABATO		183.50		183.50													
LGU-MUN OF BANGA BANGA, SOUTH COTABATO		47.53		47.53													
LGU-MUN OF BANGA BANGA, SOUTH COTABATO		70.98		70.98													
LGU-MUN OF BANGA BANGA, SOUTH COTABATO		59.15		59.15													
LGU-MUN OF BANGA BANGA, SOUTH COTABATO		59.15		59.15													
LGU-MUN OF BANGA BANGA, SOUTH COTABATO		59.15		59.15													
LGU-MUN OF COLUMBIO COLUMBIO, SULTAN KUDARAT		1,821.96		1,821.96													
LGU-MUN OF COLUMBIO COLUMBIO, SULTAN KUDARAT		286.29		286.29													
LGU-MUN OF COLUMBIO COLUMBIO, SULTAN KUDARAT		1,838.10		1,838.10													
LGU-MUN OF COLUMBIO COLUMBIO, SULTAN KUDARAT		2,020.61		2,020.61													
LGU-MUN OF DATU PIANG DATU PIANG, MAGUINDANAO		2.32		2.32													
LGU-MUN OF GLAN GLAN, SARANGANI		181.20		181.20													
LGU-MUN OF GLAN GLAN, SARANGANI		3,234.00		3,234.00													
LGU-MUN OF MAASIN		31,834.70		31,834.70													
LGU-MUN OF MAASIN		46.44		46.44													
LGU-MUN OF POLOMOLOK POLOMOLOK, SOUTH COTABATO		71.49		71.49													
LGU-MUN OF POLOMOLOK POLOMOLOK, SOUTH COTABATO		714.90		714.90													
LGU-MUN OF POLOMOLOK POLOMOLOK, SOUTH COTABATO		0.09		0.09													
LGU-MUN OF STO. NINO STO. NINO, SOUTH COTABATO		8,714.21		8,714.21													
LGU-MUN OF STO. NINO STO. NINO, SOUTH COTABATO		6,162.30		6,162.30													
LGU-MUN OF STO. NINO STO. NINO, SOUTH COTABATO		229,851.14		229,851.14													



Source Agencies and Projects	UACS CODE	Approved Budget			Utilizations					Disbursements					BALANCES		
		Approved Budgeted Revenue/Receipts	Adjustments (Additions, Reductions, Modifications/Augmentations)	Adjusted Budgeted Revenue	1st Quarter Ending 'March 31	2nd Quarter Ending 'June 30	3rd Quarter Ending 'Sept. 30	4th Quarter Ending 'Dec. 31	Total	1st Quarter Ending 'March 31	2nd Quarter Ending 'June 30	3rd Quarter Ending 'Sept. 30	4th Quarter Ending 'Dec. 31	Total	Unutilized Budget	Unpaid Utilizations	
																Due and Demandable/Accounts Payable	Not Yet Due and Demandable
2	3	4	5=(3)-(4)	6	7	8	9	10=(6)+(7)+(8)+(9)	11	12	13	14	15=(11)+(12)+(13)+(14)	16=(5)-(10)	17	18	
<b>GRAND TOTAL</b>																	
CSE-MOOE		3,051,452,679.69		3,051,452,679.69	1,281,195,989.95	985,951,242.81	-	-	2,267,147,232.76	-	-	-	-	2,267,147,232.76	-	-	-
SOFTWARE-MOOE		873,390,883.03		873,390,883.03	372,130,606.63	326,033,439.13	-	-	698,164,065.76	-	527,509,670.40	-	-	1,225,673,736.16	784,305,446.93	-	1,739,637,562.36
CSE-CO		1,017,738,644.43		1,017,738,644.43	12,643,800.00	12,643,800.00	-	-	25,287,600.00	-	22,665,975.63	-	-	47,953,575.63	175,226,817.28	493,958,153.27	181,539,936.85
GFA-MOOE		321,045,460.07		321,045,460.07	50,935,887.06	122,240,191.75	-	-	173,176,078.81	-	-	-	-	173,176,078.81	1,005,094,844.43	12,643,800.00	-
MV-CO		80.00		80.00	-	-	-	-	-	-	-	-	-	-	80.00	-	-
NCSE-MOOE		33,730,000.00		33,730,000.00	-	-	-	-	-	-	-	-	-	-	33,730,000.00	-	-
NCSE-CO		1,145,503,146.83		1,145,503,146.83	32,579,673.82	145,115,070.82	-	-	177,694,744.64	-	139,993,721.94	-	-	317,688,466.58	967,808,402.19	5,581,348.88	32,119,673.82
PS DEPOTS & LGUs		12,368,569.79		12,368,569.79	-	-	-	-	-	-	-	-	-	-	12,368,569.79	-	-
<b>TOTAL</b>	<b>TOTAL</b>	<b>6,455,229,463.84</b>		<b>6,455,229,463.84</b>	<b>1,749,485,957.45</b>	<b>1,434,224,893.69</b>			<b>3,328,825,921.96</b>		<b>690,169,367.97</b>			<b>690,169,367.97</b>	<b>3,126,403,541.88</b>	<b>512,183,302.15</b>	<b>2,126,473,251.84</b>
Certified Correct:		Certified Correct:							Received and Approved:					Approved By:			
																	
<u>CYRINE JERAH NAMBONG</u> Budget Officer		<u>AMY DE LA CRUZ</u> OIC-Chief Accountant							<u>JOSINE LAURE</u> OIC-Director IV, Administrative and Finance Group					<u>ATTY. DENNIS S. SANTIAGO</u> Executive Director V			
Date: _____		Date: <u>18.11.2022</u>							Date: _____					Date: _____			